

Construction Laborers in Stanislaus County, CA

Stanislaus County Workforce Development



251 E. Hackett Rd. C-2
Modesto, California 95358

Contents

What is Lightcast Data?	1
Report Parameters	2
Workforce Map	3
Executive Summary	4
Supply (Jobs)	5
Demographic Details	9
Compensation	11
Demand	12
What skills are they posting for?	15
Occupation Gain and Drain	16
Graduate Pipeline	26

What is Lightcast Data?

Lightcast data is a hybrid dataset derived from official government sources such as the US Census Bureau, Bureau of Economic Analysis, and Bureau of Labor Statistics. Leveraging the unique strengths of each source, our data modeling team creates an authoritative dataset that captures more than 99% of all workers in the United States. This core offering is then enriched with data from online social profiles, resumés, and job postings to give you a complete view of the workforce.

Lightcast data is frequently cited in major publications such as *The Atlantic*, *Forbes*, *Harvard Business Review*, *The New York Times*, *The Wall Street Journal*, and *USA Today*.



Report Parameters

1 Occupation

47-2061 Construction Laborers

1 County

6099 Stanislaus County, CA

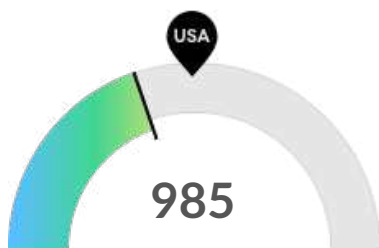
Class of Worker

QCEW Employees and Non-QCEW Employees

The information in this report pertains to the chosen occupation and geographical area.

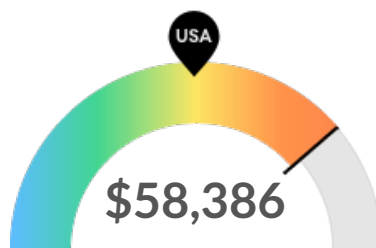
Executive Summary

Light Hiring Competition Over a Thin Supply of Regional Talent



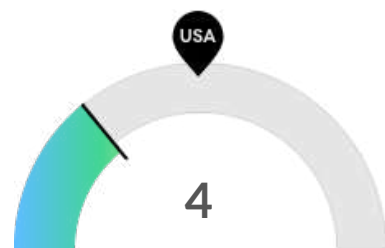
Supply (Jobs)

Stanislaus County, CA is not a hotspot for this kind of talent. The national average for an area this size is 1,360* employees, while there are 985 here.



Compensation

The cost for talent is high in Stanislaus County, CA. The national median salary for Construction Laborers is \$46,738, while you'll pay \$58,386 here.



Demand (Job Postings)

Competition from online job postings is low in Stanislaus County, CA. The national average for an area this size is 8* job postings/mo, while there are 4 here.

*National average values are derived by taking the national value for Construction Laborers and scaling it down to account for the difference in overall workforce size between the nation and Stanislaus County, CA. In other words, the values represent the national average adjusted for region size.

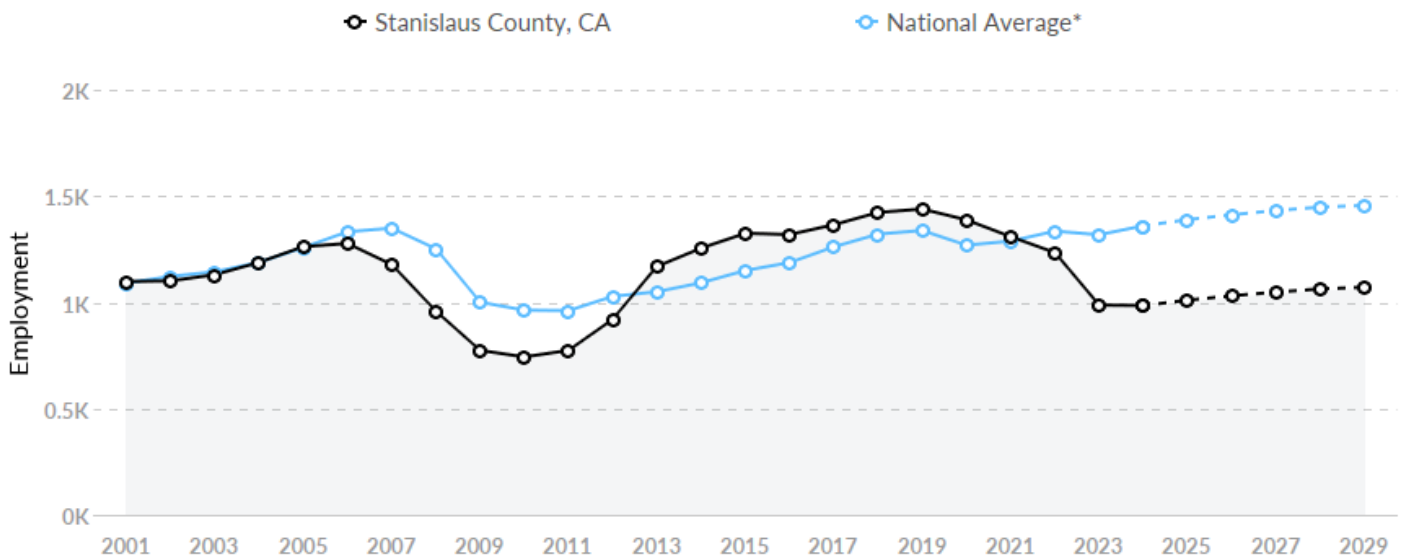
Supply (Jobs)

Supply Is Lower Than the National Average

The regional vs. national average employment helps you understand if the supply of Construction Laborers is a strength or weakness for Stanislaus County, CA, and how it is changing relative to the nation. An average area of this size would have 1,360* employees, while there are 985 here. This lower than expected supply may make it more difficult to find candidates. The gap between expected and actual employment is expected to remain roughly the same over the next 5 years.

-32% Past Growth (2019 - 2024)

9% Projected Growth (2024 - 2029)



*National average values are derived by taking the national value for Construction Laborers and scaling it down to account for the difference in overall workforce size between the nation and Stanislaus County, CA. In other words, the values represent the national average adjusted for region size.

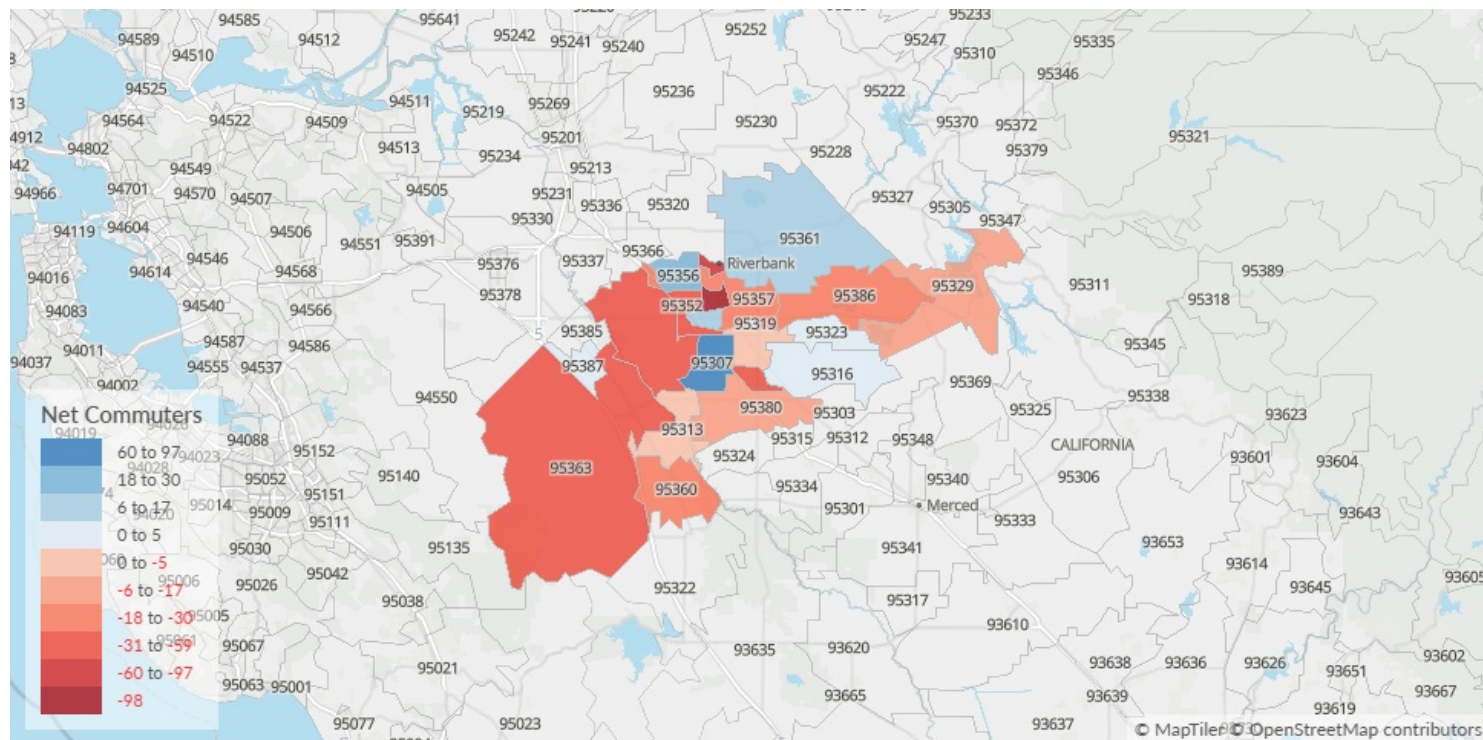
Most Jobs are Found in the Residential Building Construction Industry Sector



Industry	% of Occupation in Industry (2024)
Residential Building Construction	18.6%
Other Specialty Trade Contractors	13.4%
Highway, Street, and Bridge Construction	11.5%
Utility System Construction	11.3%
Foundation, Structure, and Building Exterior Contractors	10.5%
Nonresidential Building Construction	9.9%
Other	24.8%

Place of Work vs Place of Residence

Understanding where talent in Stanislaus County, CA currently works compared to where talent lives can help you optimize site decisions. For example, the #1 ranked ZIP for employment ranks #5 for resident workers. The top ZIP for resident workers is 95355.



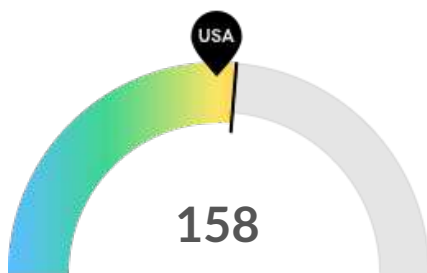
Where Talent Works

ZIP	Name	2024 Employment
95307	Ceres, CA (in Stanislaus ...	176
95361	Oakdale, CA (in Stanisla...	124
95356	Modesto, CA (in Stanisl...	96
95380	Turlock, CA (in Stanislau...	85
95350	Modesto, CA (in Stanisl...	84

Where Talent Lives

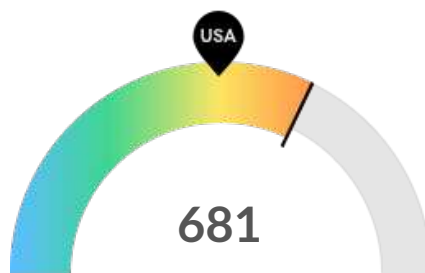
ZIP	Name	2024 Workers
95355	Modesto, CA (in Stanisl...	128
95361	Oakdale, CA (in Stanisla...	118
95350	Modesto, CA (in Stanisl...	115
95351	Modesto, CA (in Stanisl...	111
95307	Ceres, CA (in Stanislaus ...	107

Retirement Risk Is About Average, While Overall Diversity Is High



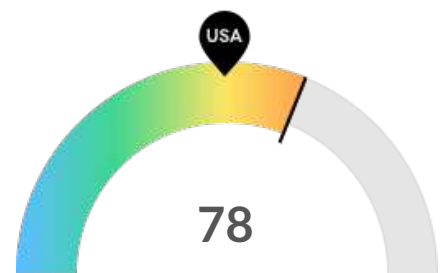
Retiring Soon

Retirement risk is about average in Stanislaus County, CA. The national average for an area this size is 147* employees 55 or older, while there are 158 here.



Racial Diversity

Racial diversity is high in Stanislaus County, CA. The national average for an area this size is 457* racially diverse employees, while there are 681 here.



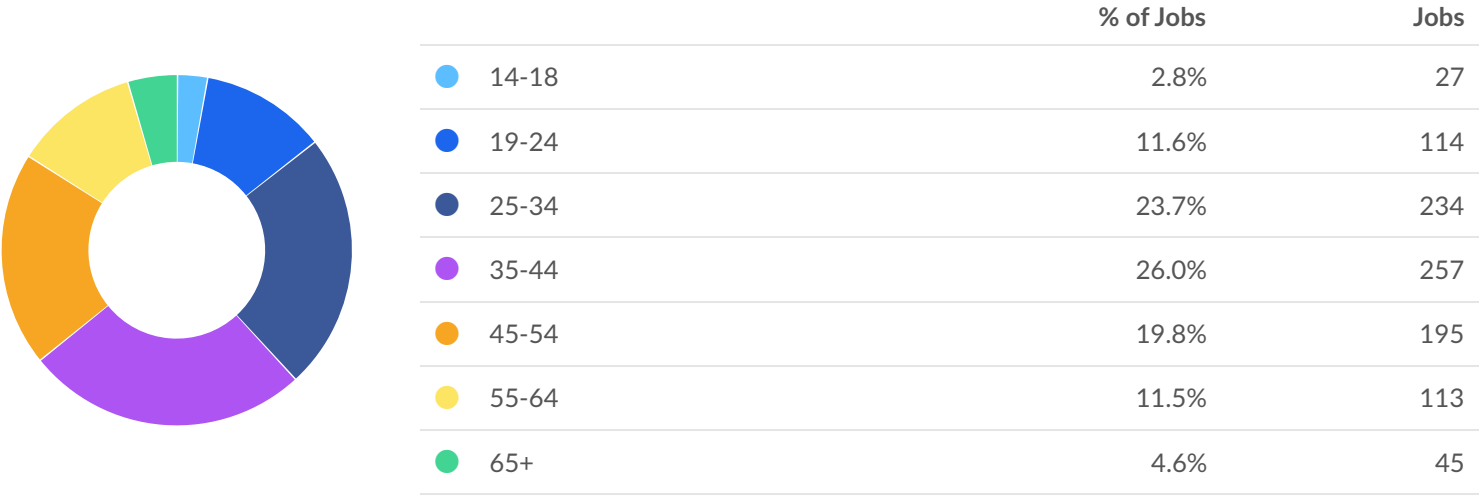
Gender Diversity

Gender diversity is high in Stanislaus County, CA. The national average for an area this size is 55* female employees, while there are 78 here.

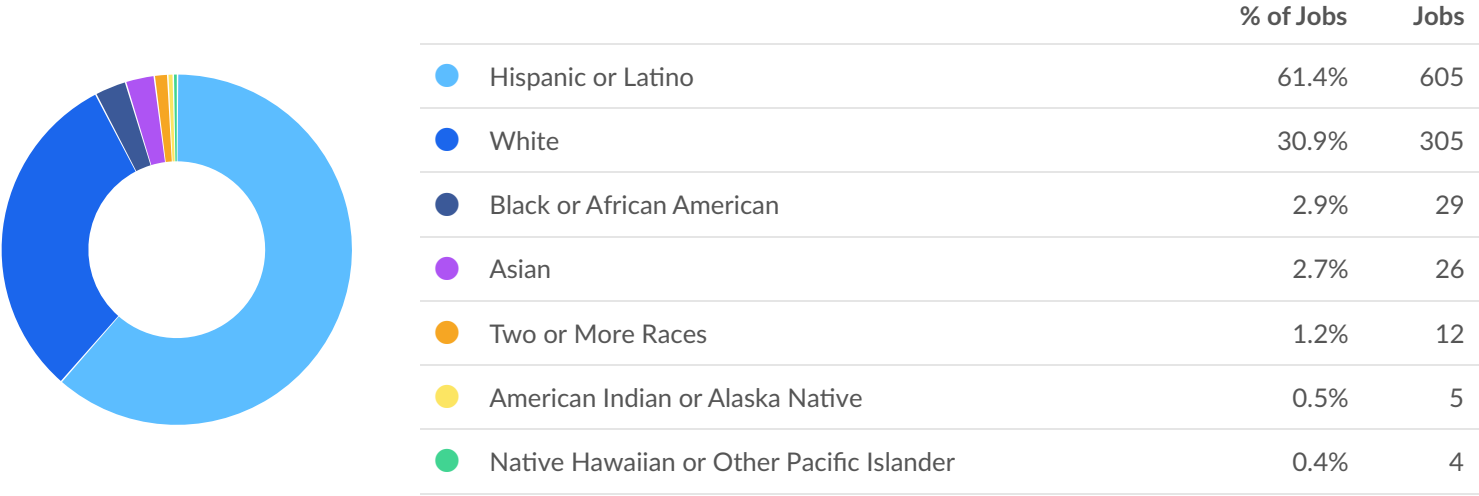
*National average values are derived by taking the national value for Construction Laborers and scaling it down to account for the difference in overall workforce size between the nation and Stanislaus County, CA. In other words, the values represent the national average adjusted for region size.

Demographic Details

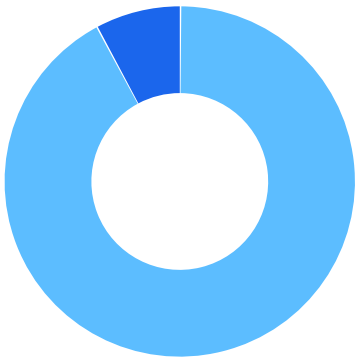
Occupation Age Breakdown



Occupation Race/Ethnicity Breakdown

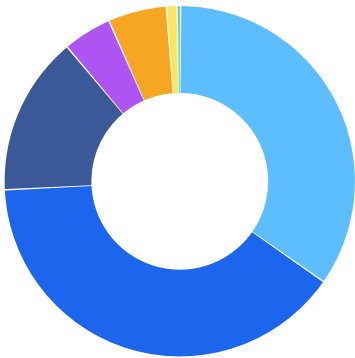


Occupation Gender Breakdown



	% of Jobs	Jobs
Males	92.1%	907
Females	7.9%	78

National Educational Attainment

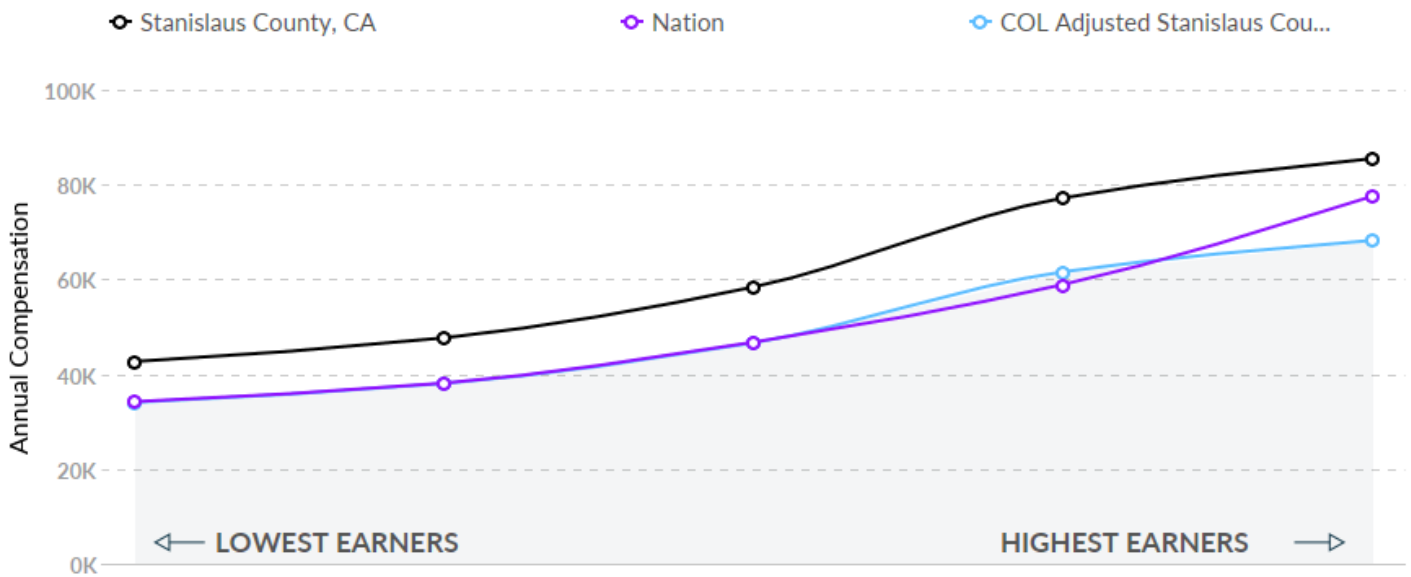


	% of Jobs
Less than high school diploma	34.6%
High school diploma or equivalent	39.5%
Some college, no degree	14.7%
Associate's degree	4.5%
Bachelor's degree	5.4%
Master's degree	1.0%
Doctoral or professional degree	0.3%

Compensation

Talent Is 25% More Expensive

In 2024, the median compensation for Construction Laborers in Stanislaus County, CA is \$58,386. Based on the national median wage of \$46,738 for this position, this means you will spend about 25% more to employ Construction Laborers here. However, their actual purchasing power will be 0% less than the national median when we adjust for regional cost of living (which is 25% higher than average).



Demand



21 Employers Competing

All employers in the region who posted for this job over the last 12 months.



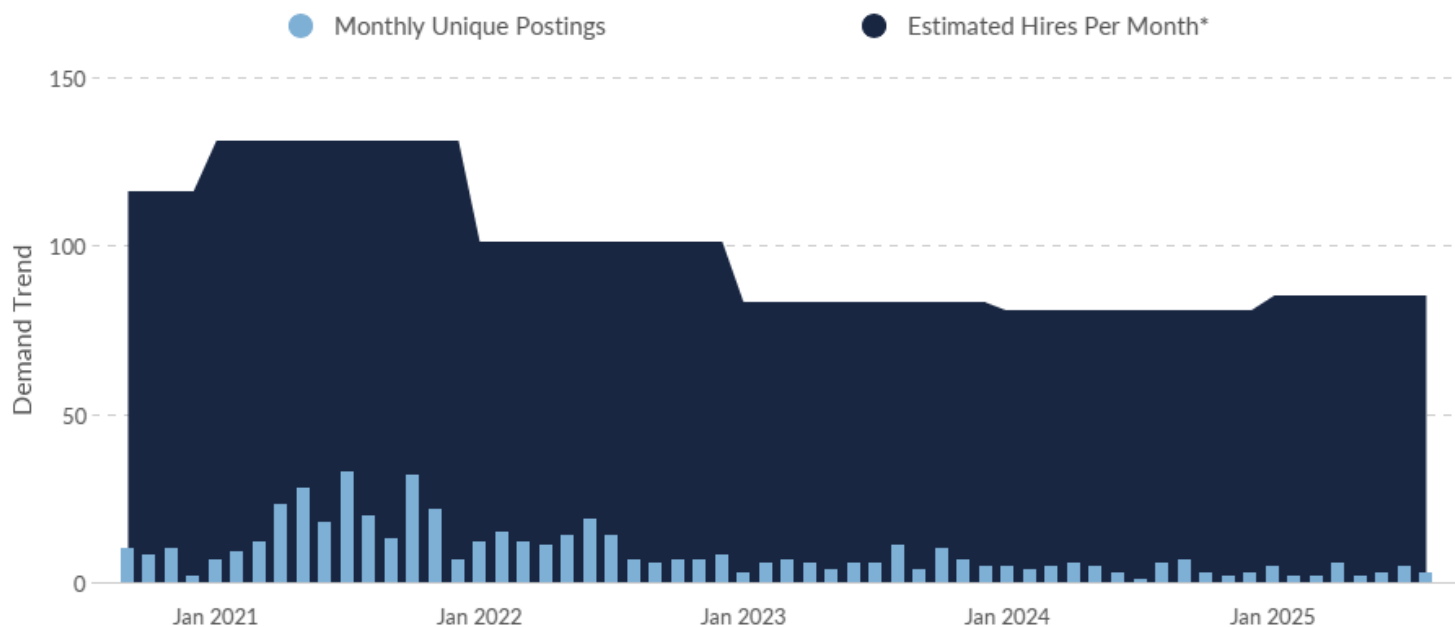
43 Unique Job Postings

The number of unique postings for this job over the last 12 months.



31 Day Median Duration

Posting duration is 7 days longer than what's typical in the region.



Occupation	Avg Monthly Postings (Sep 2024 - Aug 2025)	Avg Monthly Hires (Sep 2024 - Aug 2025)
Construction Laborers	4	84

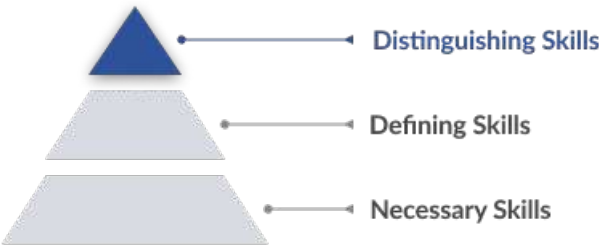
*A hire is reported by the Quarterly Workforce Indicators when an individual's Social Security Number appears on a company's payroll and was not there the quarter before. Lightcast hires are calculated using a combination of Lightcast jobs data, information on separation rates from the Bureau of Labor Statistics (BLS), and industry-based hires data from the Census Bureau.

Top Companies	Unique Postings
PeopleReady	5 <div></div>
California State University-Stani...	4 <div></div>
Express Employment Profession...	3 <div></div>
Ongrade Earthworks	3 <div></div>
Essel	2 <div></div>

Top Job Titles	Unique Postings
Construction Laborers	13 <div></div>
Mill Laborers	5 <div></div>
Construction Workers	4 <div></div>
Skilled Laborers	4 <div></div>
Helpers/Laborers	2 <div></div>

Top Distinguishing Skills by Demand

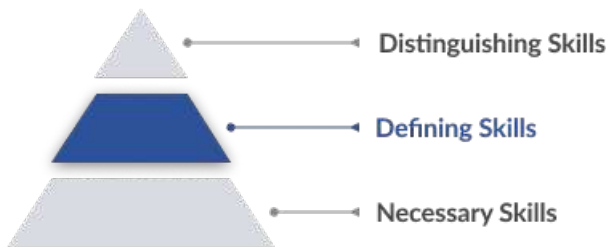
An occupation's Distinguishing Skills are the advanced skills that are called for occasionally. An employee with these skills is likely more specialized and able to differentiate themselves from others in the same role.



Skill	Salary Boosting	Job Postings Requesting	Projected Growth	Growth Relative to Market
Demolition	<div>×</div>	7	+0.7%	Lagging
Jackhammers	<div>×</div>	0	+20.6%	Rapidly Growing

Top Defining Skills by Demand

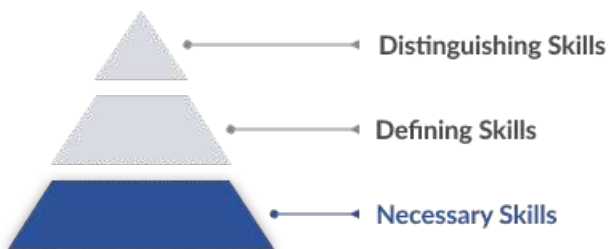
An occupation's Defining Skills represent the day-to-day tasks and responsibilities of the job. An employee needs these skills to qualify for and perform successfully in this occupation.



Skill	Salary Boosting	Job Postings Requesting	Projected Growth	Growth Relative to Market
Construction	✓	16	+10.5%	Growing
Valid Driver's License	✗	12	+7.5%	Stable
Trenching	✗	9	+13.4%	Growing
Power Tool Operation	✗	8	+7.4%	Stable
Excavation	✗	1	+12.3%	Growing

Top Necessary Skills by Demand

An occupation's Necessary Skills are the specialized skills required for that job and relevant across other similar jobs. An employee needs these skills as building blocks to perform the more complex Defining Skills.

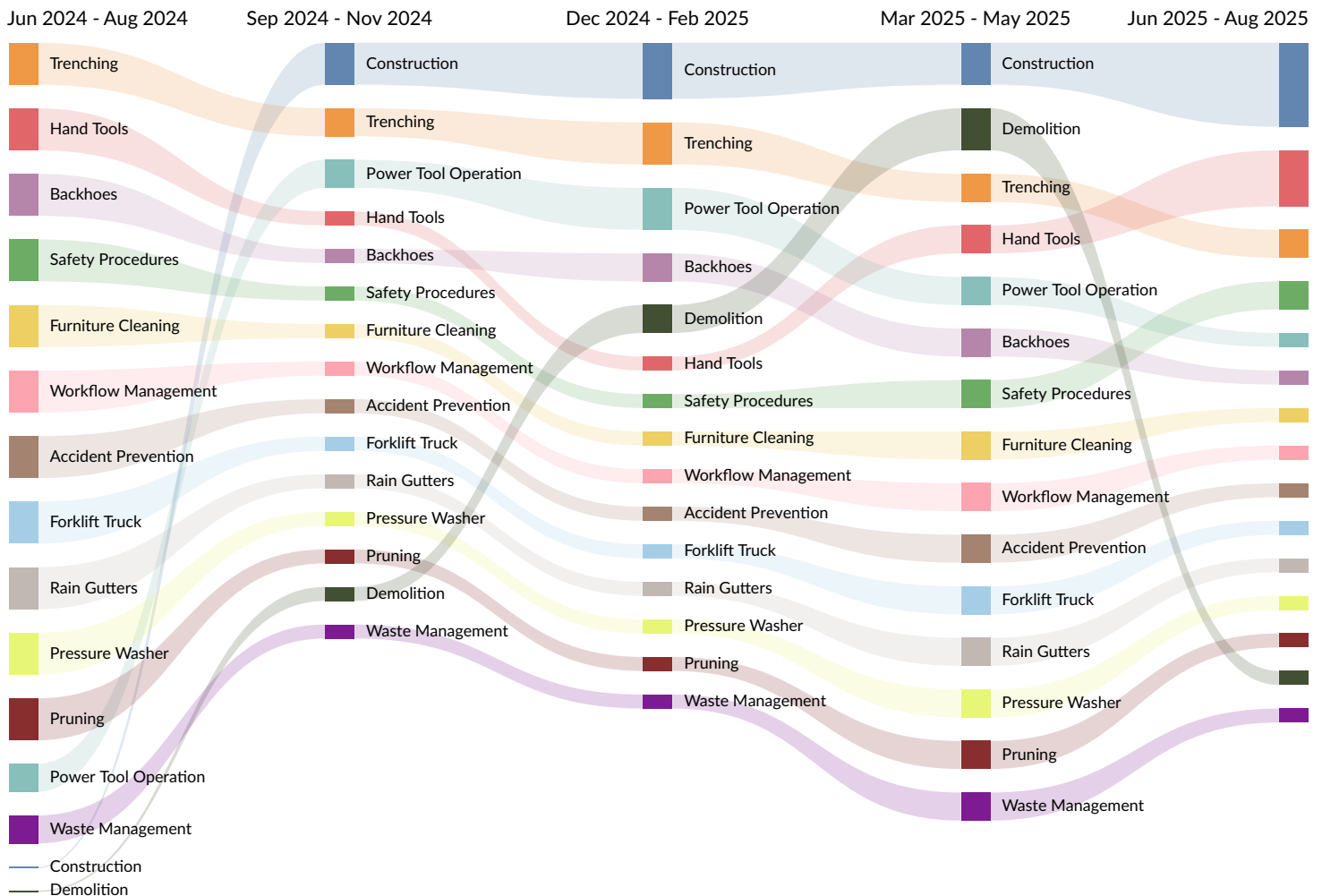


Skill	Salary Boosting	Job Postings Requesting	Projected Growth	Growth Relative to Market
Hand Tools	✗	8	+6.2%	Stable
Carpentry	✗	6	+16.1%	Growing
Heavy Equipment	✗	0	+11.3%	Growing
Machinery	✗	0	+8.0%	Stable

What skills are they posting for?

Top 15 Skills for Construction Laborers Sought by Your Selected Companies by Quarter

Skills help us understand the direction an occupation is headed.



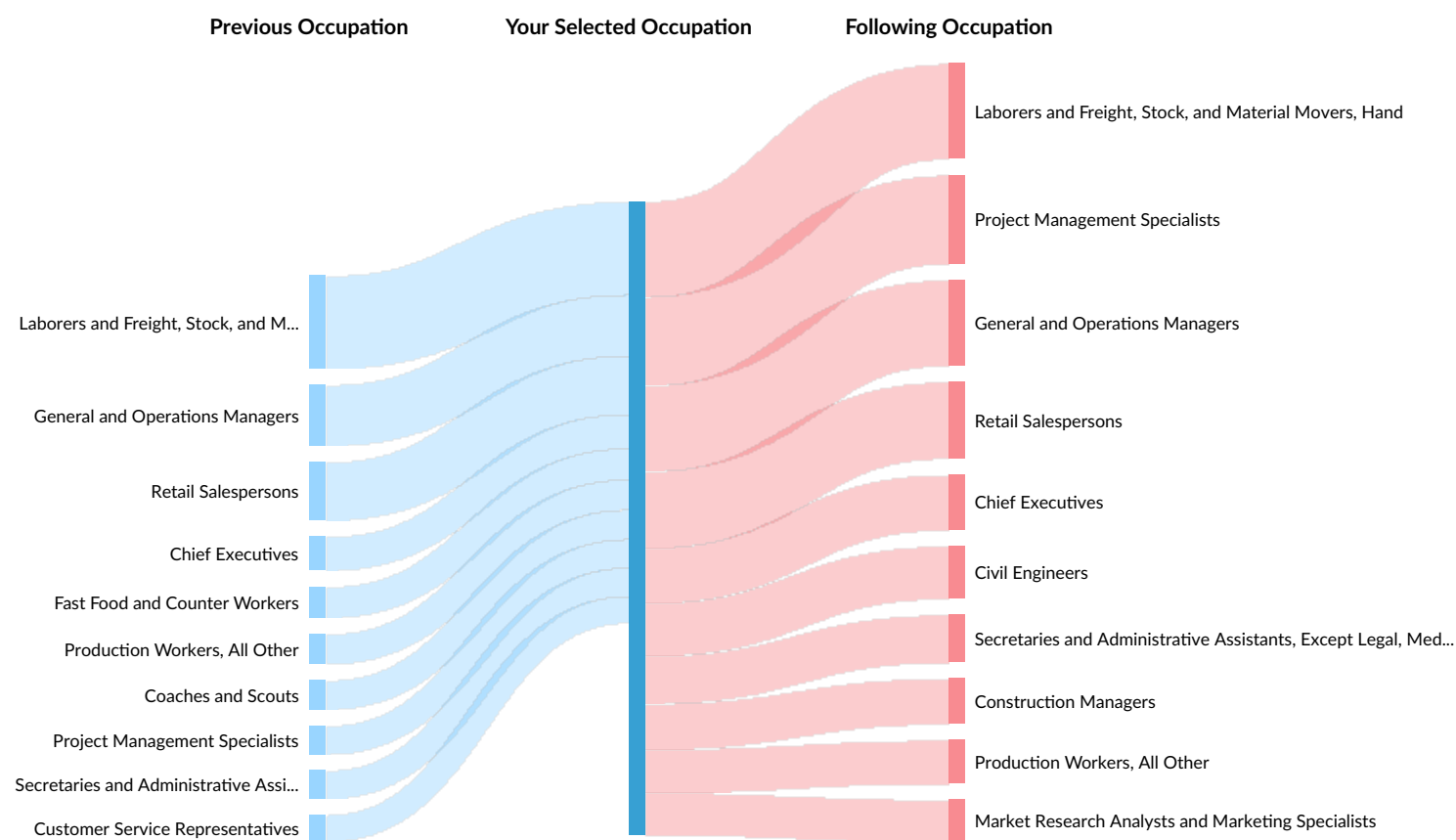
Occupation Gain and Drain

Occupation Gain and Drain

The table below analyzes the profiles of current and past people in your selected occupation. The left column shows job transitions from other occupations to your selected occupation. The right column shows job transitions from your selected occupation to other occupations.

Please note, results are only available at the national level and the 2 and 5 digit SOC level. Other SOC levels will be converted to 5-digit SOC. Also your selection has been limited to 100 occupations.

The following represents the job transitions of employees in your selected occupation in the United States:



Previous Occupations	Transitions
Laborers and Freight, Stock, and Material Movers, Hand	1,638
General and Operations Managers	1,073
Retail Salespersons	1,029

Previous Occupations	Transitions
Chief Executives	599
Fast Food and Counter Workers	548
Production Workers, All Other	531
Coaches and Scouts	517
Project Management Specialists	502
Secretaries and Administrative Assistants, Except Legal, Medical, and Executive	500
Customer Service Representatives	472
Cashiers	444
Military-only occupations	441
Landscaping and Groundskeeping Workers	424
Market Research Analysts and Marketing Specialists	393
Waiters and Waitresses	373
Stockers and Order Fillers	371
Sales Representatives of Services, Except Advertising, Insurance, Financial Services, and Travel	364
Driver/Sales Workers	359
Training and Development Specialists	346
Dining Room and Cafeteria Attendants and Bartender Helpers	343
Carpenters	322
Construction Managers	319
First-Line Supervisors of Retail Sales Workers	317
Heavy and Tractor-Trailer Truck Drivers	283
Janitors and Cleaners, Except Maids and Housekeeping Cleaners	272
Helpers--Installation, Maintenance, and Repair Workers	264
Recreation Workers	262

Previous Occupations	Transitions
Lifeguards, Ski Patrol, and Other Recreational Protective Service Workers	254
Maintenance and Repair Workers, General	250
Food Servers, Nonrestaurant	238
Bartenders	234
Producers and Directors	233
Sales Representatives, Wholesale and Manufacturing, Except Technical and Scientific Products	226
Cooks, Restaurant	219
First-Line Supervisors of Office and Administrative Support Workers	213
Automotive Service Technicians and Mechanics	205
Parking Attendants	201
First-Line Supervisors of Food Preparation and Serving Workers	200
First-Line Supervisors of Construction Trades and Extraction Workers	190
Food Service Managers	177
Precision Instrument and Equipment Repairers, All Other	177
Athletes and Sports Competitors	176
Cooks, Fast Food	172
Transportation, Storage, and Distribution Managers	169
Umpires, Referees, and Other Sports Officials	169
Operating Engineers and Other Construction Equipment Operators	169
Property, Real Estate, and Community Association Managers	167
Electricians	165
Civil Engineers	160
Farmworkers and Laborers, Crop, Nursery, and Greenhouse	160

Previous Occupations	Transitions
Security Guards	148
Sales Managers	147
Hosts and Hostesses, Restaurant, Lounge, and Coffee Shop	147
Computer User Support Specialists	144
Cement Masons and Concrete Finishers	143
Construction and Building Inspectors	138
Executive Secretaries and Executive Administrative Assistants	137
Food Preparation Workers	129
Postal Service Clerks	123
Dishwashers	120
Industrial Truck and Tractor Operators	120
Shipping, Receiving, and Inventory Clerks	113
Heating, Air Conditioning, and Refrigeration Mechanics and Installers	110
Painters, Construction and Maintenance	105
Tutors	103
Drafters, All Other	102
Sales Representatives, Wholesale and Manufacturing, Technical and Scientific Products	101
First-Line Supervisors of Mechanics, Installers, and Repairers	100
Logisticians	99
Teaching Assistants, Except Postsecondary	98
Facilities Managers	96
Production, Planning, and Expediting Clerks	95
Mechanical Engineers	94
Switchboard Operators, Including Answering Service	93

Previous Occupations	Transitions
First-Line Supervisors of Landscaping, Lawn Service, and Groundskeeping Workers	92
Occupational Health and Safety Specialists	90
Telecommunications Equipment Installers and Repairers, Except Line Installers	88
First-Line Supervisors of Transportation and Material Moving Workers, Except Aircraft Cargo Handling Supervisors	88
Home Health and Personal Care Aides	87
Plumbers, Pipefitters, and Steamfitters	86
Meeting, Convention, and Event Planners	83
Welders, Cutters, Solderers, and Brazers	81
Miscellaneous Assemblers and Fabricators	80
Secondary School Teachers, Except Special and Career/Technical Education	78
Real Estate Sales Agents	77
Financial and Investment Analysts	76
Computer Occupations, All Other	73
Inspectors, Testers, Sorters, Samplers, and Weighers	72
Merchandise Displayers and Window Trimmers	68
Farmers, Ranchers, and Other Agricultural Managers	67
Medical and Health Services Managers	66
Cleaners of Vehicles and Equipment	66
Management Analysts	62
Clergy	61
Industrial Production Managers	60
Electrical and Electronic Engineering Technologists and Technicians	60
Clinical Laboratory Technologists and Technicians	59

Previous Occupations	Transitions
Chefs and Head Cooks	58
Following Occupations	Transitions
Laborers and Freight, Stock, and Material Movers, Hand	1,677
Project Management Specialists	1,561
General and Operations Managers	1,509
Retail Salespersons	1,349
Chief Executives	973
Civil Engineers	927
Secretaries and Administrative Assistants, Except Legal, Medical, and Executive	838
Construction Managers	803
Production Workers, All Other	762
Market Research Analysts and Marketing Specialists	742
Sales Representatives of Services, Except Advertising, Insurance, Financial Services, and Travel	691
Coaches and Scouts	619
Carpenters	618
Training and Development Specialists	562
Customer Service Representatives	557
Fast Food and Counter Workers	554
Waiters and Waitresses	510
Heavy and Tractor-Trailer Truck Drivers	506
Sales Representatives, Wholesale and Manufacturing, Except Technical and Scientific Products	497
Driver/Sales Workers	492
Maintenance and Repair Workers, General	468

Following Occupations	Transitions
First-Line Supervisors of Construction Trades and Extraction Workers	463
Mechanical Engineers	395
Construction and Building Inspectors	395
Military-only occupations	372
Operating Engineers and Other Construction Equipment Operators	361
Electronics Engineers, Except Computer	356
Property, Real Estate, and Community Association Managers	351
Landscaping and Groundskeeping Workers	345
Stockers and Order Fillers	343
Helpers--Installation, Maintenance, and Repair Workers	340
Bartenders	337
First-Line Supervisors of Retail Sales Workers	332
Electricians	330
Producers and Directors	320
Cashiers	317
Precision Instrument and Equipment Repairers, All Other	305
Dining Room and Cafeteria Attendants and Bartender Helpers	302
Transportation, Storage, and Distribution Managers	292
Computer User Support Specialists	285
Janitors and Cleaners, Except Maids and Housekeeping Cleaners	269
First-Line Supervisors of Office and Administrative Support Workers	268
Parking Attendants	261
Sales Representatives, Wholesale and Manufacturing, Technical and Scientific Products	260

Following Occupations	Transitions
Education Administrators, Kindergarten through Secondary	256
Recreation Workers	250
Cost Estimators	247
Automotive Service Technicians and Mechanics	241
Executive Secretaries and Executive Administrative Assistants	239
Financial and Investment Analysts	229
Real Estate Sales Agents	229
Occupational Health and Safety Specialists	225
Sales Managers	223
Athletes and Sports Competitors	220
Heating, Air Conditioning, and Refrigeration Mechanics and Installers	217
Software Developers	213
Food Servers, Nonrestaurant	210
Drafters, All Other	201
Cooks, Restaurant	196
Tutors	187
Computer, Automated Teller, and Office Machine Repairers	186
Logisticians	179
Securities, Commodities, and Financial Services Sales Agents	179
Teaching Assistants, Except Postsecondary	177
Computer Occupations, All Other	175
Security Guards	175
Postal Service Clerks	169
Shipping, Receiving, and Inventory Clerks	169
First-Line Supervisors of Food Preparation and Serving Workers	166

Following Occupations	Transitions
First-Line Supervisors of Mechanics, Installers, and Repairers	164
Production, Planning, and Expediting Clerks	163
Industrial Engineers	161
Inspectors, Testers, Sorters, Samplers, and Weighers	157
Plumbers, Pipefitters, and Steamfitters	154
Food Service Managers	152
Clinical Laboratory Technologists and Technicians	151
Cement Masons and Concrete Finishers	151
Welders, Cutters, Solderers, and Brazers	149
Medical and Health Services Managers	148
Industrial Truck and Tractor Operators	148
Lifeguards, Ski Patrol, and Other Recreational Protective Service Workers	147
First-Line Supervisors of Transportation and Material Moving Workers, Except Aircraft Cargo Handling Supervisors	147
Switchboard Operators, Including Answering Service	141
Telecommunications Equipment Installers and Repairers, Except Line Installers	140
Financial Managers	139
Accountants and Auditors	136
Architectural and Civil Drafters	136
Hosts and Hostesses, Restaurant, Lounge, and Coffee Shop	136
Cooks, Fast Food	133
Facilities Managers	131
Human Resources Specialists	131
Buyers and Purchasing Agents	128
Electrical and Electronic Engineering Technologists and Technicians	127

Following Occupations	Transitions
Personal Financial Advisors	124
Secondary School Teachers, Except Special and Career/Technical Education	123
Miscellaneous Assemblers and Fabricators	122
Food Preparation Workers	119
Painters, Construction and Maintenance	118

Graduate Pipeline



3 Programs

3 programs can train for this job, while 3 programs have produced completers in this region.



0 Completions (2023)

The completions from all regional institutions for all degree types.



83 Openings (2023)

The average number of openings for an occupation in the region is 41.

Not enough data to show the Top Programs section.

Not enough data to show the Top Schools section.