

CONSTRUCTION

STANISLAUS COUNTY INDUSTRY REPORT

Published 11.25

STANISLAUS COUNTY CONSTRUCTION WORKFORCE SNAPSHOT | 2024

5.5%

Percent of Stanislaus County's labor force employed in the Construction sector (As of 2024)



11,278 Total Employed

5.2%



Percent of Growth - Historical 5 Years
Construction Labor Force in Stanislaus County
(2019 - 2024)

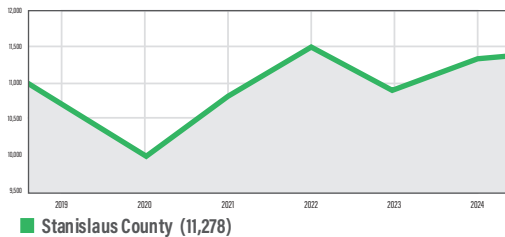
4.8%



Projected Growth - Over 5 Years
Construction Labor Force in Stanislaus County
(2024 - 2029)

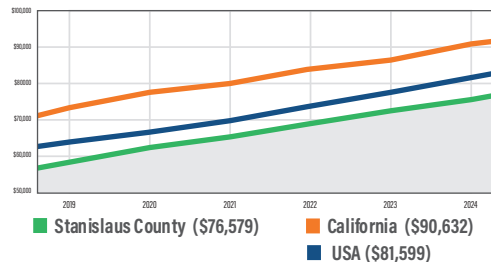
Number of People Employed Construction Industry, Stanislaus County (Historical 5 Years, 2019 - 2024)

10,718 → 11,278
2019 2024



Average Employee Wage Construction Industry, Stanislaus County (Historical 5 Years, 2019 - 2024)

\$59,902 → \$76,579
2019 2024



TOP 3 CONSTRUCTION SUBSECTORS Ranked by Number Employed | 2019 - 2029

Subsectors represent all employers classified by North American Industry Classification System to the 6th level.

1. Plumbing, Heating, and Air-Conditioning Contractors

Ex: Humphrey Plumbing, Turlock



1,602 Total Employed

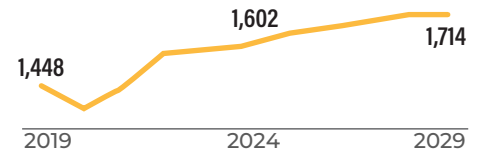
Historical Growth Rate

10.7%



Projected Growth Rate

7.6%



2. Electrical Contractors and Other Wiring Installation Contractors

Ex: Bestco Electric, Modesto



1,477 Total Employed

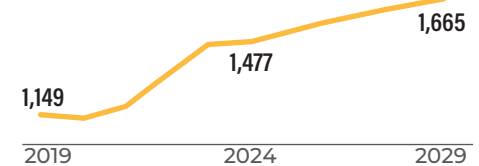
Historical Growth Rate

28.5%



Projected Growth Rate

12.7%



3. New Single-Family Housing Construction (except For-Sale Builders)

Ex: Bright Development, Modesto



1,064 Total Employed

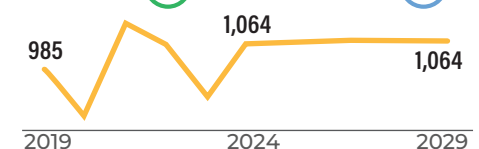
Historical Growth Rate

8.0%



Projected Growth Rate

0.0%



TOP 10 CONSTRUCTION OCCUPATIONS Ranked By Number of People Employed

| | Employed 2024 | Median Annual Wage | Projected Employed In 2029 |
|---|---------------|--------------------|----------------------------|
| Carpenters | 1,290 | \$64,917 | 1,311 |
| Construction Laborers | 861 | \$58,386 | 944 |
| First-Line Supervisors of Construction Trades & Extraction Workers | 682 | \$95,035 | 736 |
| Electricians | 679 | \$75,379 | 791 |
| Painters, Construction and Maintenance | 481 | \$49,899 | 494 |
| Plumbers, Pipefitters, and Steamfitters | 466 | \$61,318 | 503 |
| Office Clerks, General | 391 | \$46,530 | 389 |
| Heating, Air Conditioning, and Refrigeration Mechanics & Installers | 357 | \$63,669 | 394 |
| Cement Masons and Concrete Finishers | 350 | \$68,286 | 360 |
| Drywall and Ceiling Tile Installers | 317 | \$64,147 | 285 |
| TOTAL EMPLOYED IN TOP 10 OCCUPATIONS | 5,874 | | 6,207 |

Source: Lightcast™ 2025.3 Data Run, Employment rounded to the nearest whole number.

This program is 100 percent funded by the U.S. Department of Labor's Workforce Innovation and Opportunity Act (WIOA) through awards totaling \$69,227.

* Positions with earnings below 200% of the 2024 Lower Standard Income Level (LLSIL for one person: \$19.16 per hour, \$39,860 per year)

BS-015-25/26