

# MANUFACTURING

## STANISLAUS COUNTY INDUSTRY REPORT

Published 11.25

### STANISLAUS COUNTY MANUFACTURING WORKFORCE SNAPSHOT | 2024

# 11.2%

Percent of Stanislaus County's labor force employed in the Manufacturing sector (As of 2024)



# 6.7%



**Percent of Growth - Historical 5 Years**  
Manufacturing Labor Force in Stanislaus County (2019 - 2024)

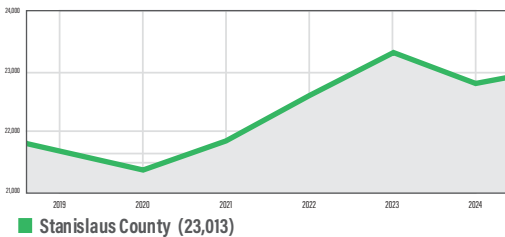
# 5.4%



**Projected Growth - Over 5 Years**  
Manufacturing Labor Force in Stanislaus County (2024 - 2029)

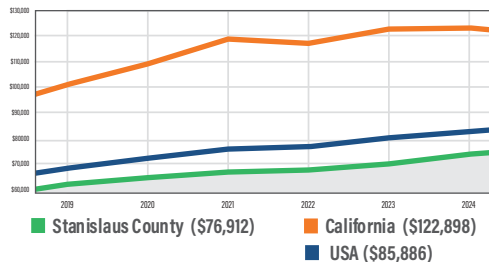
### Number of People Employed Manufacturing Industry, Stanislaus County (Historical 5 Years, 2019 - 2024)

**21,570** → **23,013**  
2019 2024



### Average Employee Wage Manufacturing Industry, Stanislaus County (Historical 5 Years, 2019 - 2024)

**\$63,107** → **\$76,912**  
2019 2024

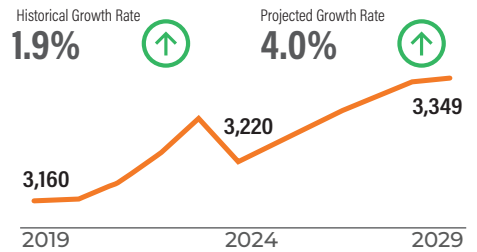


### TOP 3 MANUFACTURING SUBSECTORS Ranked by Number Employed | 2019 - 2029

Subsectors represent all employers classified by North American Industry Classification System to the 6th level.

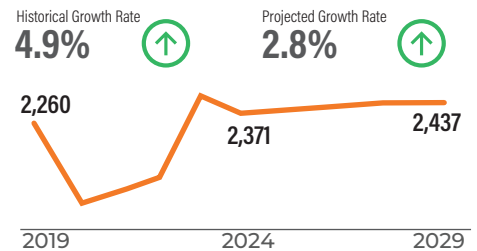
#### 1. Wineries

Ex: E & J Gallo Winery, Modesto



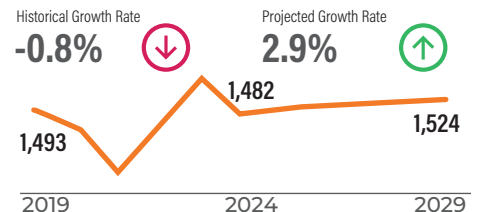
#### 2. Fruit and Vegetable Canning

Ex: Stanislaus Food Products Company, Modesto



#### 3. Poultry Processing

Ex: Foster Poultry Farms, Waterford



### TOP 10 MANUFACTURING OCCUPATIONS Ranked By Number of People Employed

TOP 10 MANUFACTURING OCCUPATIONS Ranked By Number of People Employed	Employed 2024	Median Annual Wage	Projected Employed In 2029
Packaging and Filling Machine Operators and Tenders	2,046	\$56,992	2,166
Laborers and Freight, Stock, and Material Movers, Hand	1,172	\$46,238	1,238
Industrial Truck and Tractor Operators	949	\$55,328	1,004
First-Line Supervisors of Production and Operating Workers	747	\$77,272	797
Miscellaneous Assemblers and Fabricators	629	\$43,722	658
Industrial Machinery Mechanics	567	\$78,520	654
Packers and Packagers, Hand	549	\$39,957*	593
Inspectors, Testers, Sorters, Samplers, and Weighers	520	\$51,917	543
Food Processing Workers, All Other	486	\$39,811	511
Heavy and Tractor-Trailer Truck Drivers	479	\$52,728	498
<b>TOTAL EMPLOYED IN TOP 10 OCCUPATIONS</b>	<b>8,144</b>		<b>8,662</b>

Source: Lightcast™ 2025.3 Data Run, Employment rounded to the nearest whole number.  
This program is 100 percent funded by the U.S. Department of Labor's Workforce Innovation and Opportunity Act (WIOA) through awards totaling \$69,227.  
\* Positions with earnings below 200% of the 2024 Lower Standard Income Level (LLSIL for one person: \$19.16 per hour, \$39,860 per year)