

# HEALTHCARE

## STANISLAUS COUNTY INDUSTRY REPORT

Published 11.25

### STANISLAUS COUNTY HEALTHCARE WORKFORCE SNAPSHOT | 2024

17.9%

Percent of Stanislaus County's labor force employed in the Health Care sector (As of 2024)



36,738 *Total Employed*

11.4%



**Percent of Growth - Historical 5 Years**  
Healthcare Labor Force in Stanislaus County (2019 - 2024)

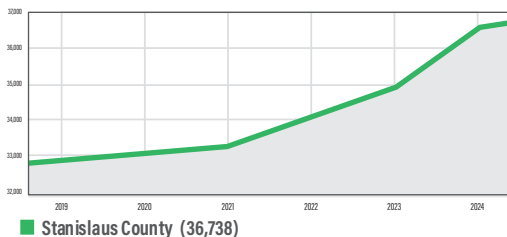
10.8%



**Projected Growth - Over 5 Years**  
Healthcare Labor Force in Stanislaus County (2024 - 2029)

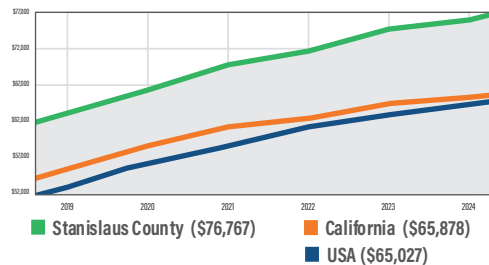
#### Number of People Employed Healthcare Industry, Stanislaus County (Historical 5 Years, 2019 - 2024)

32,978 → 36,738  
2019 2024



#### Average Employee Wage Healthcare Industry, Stanislaus County (Historical 5 Years, 2019 - 2024)

\$62,057 → \$76,767  
2019 2024



#### TOP 10 HEALTHCARE OCCUPATIONS Ranked By Number of People Employed

	Employed 2024	Median Annual Wage	Projected Employed In 2029
Home Health and Personal Care Aides	8,559	\$33,384*	10,093
Registered Nurses	4,502	\$169,458	4,762
Medical Assistants	1,544	\$48,526	1,699
Nursing Assistants	1,285	\$45,677	1,371
Medical Secretaries and Administrative Assistants	1,276	\$47,840	1,360
Licensed Practical and Licensed Vocational Nurses	919	\$75,795	972
Dental Assistants	840	\$48,651	925
Medical and Health Services Managers	686	\$140,026	820
Social and Human Service Assistants	640	\$57,325	698
Substance Abuse, Behavioral Disorder, & Mental Health Counselors	639	\$62,296	728
<b>TOTAL EMPLOYED IN TOP 10 OCCUPATIONS</b>	<b>20,890</b>		<b>23,428</b>

Source: Lightcast™ 2025.3 Data Run, Employment rounded to the nearest whole number.  
This program is 100 percent funded by the U.S. Department of Labor's Workforce Innovation and Opportunity Act (WIOA) through awards totaling \$69,227.  
\* Positions with earnings below 200% of the 2024 Lower Standard Income Level (LSIL for one person: \$19.16 per hour, \$39,860 per year)

### TOP 3 HEALTHCARE SUBSECTORS Ranked by Number Employed | 2019 - 2029

Subsectors represent all employers classified by North American Industry Classification System to the 6th level.

#### 1. Services For The Elderly & Persons With Disabilities

Ex: Samaritan Village, Hughson



7,884 *Total Employed*

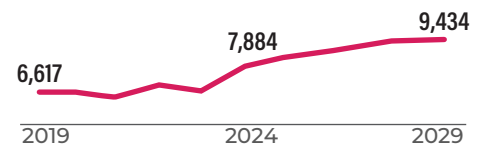
Historical Growth Rate

19.1%



Projected Growth Rate

19.7%



#### 2. General Medical & Surgical Hospitals

Ex: Emanuel Medical Center, Turlock



6,125 *Total Employed*

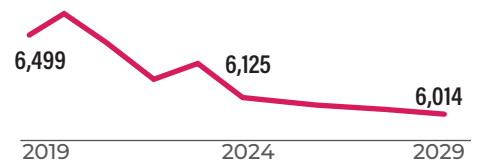
Historical Growth Rate

-5.7%



Projected Growth Rate

-1.8%



#### 3. Offices of Physicians (Except Mental Health Specialists)

Ex: McHenry Medical Group Inc., Modesto



3,486 *Total Employed*

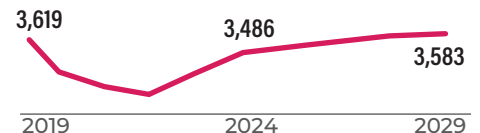
Historical Growth Rate

-3.7%



Projected Growth Rate

2.8%



BS-012-25/26

