

# Transportation and Warehousing in Stanislaus County, CA

Stanislaus County Workforce Development



251 E. Hackett Rd. C-2  
Modesto, California 95358

# Contents

What is Lightcast Data? .....	1
Report Parameters .....	2
Workforce Map .....	3
Executive Summary .....	4
Supply (Jobs) .....	5
Demographic Details .....	7
Demand .....	9
What skills are they posting for? .....	19

## What is Lightcast Data?

Lightcast data is a hybrid dataset derived from official government sources such as the US Census Bureau, Bureau of Economic Analysis, and Bureau of Labor Statistics. Leveraging the unique strengths of each source, our data modeling team creates an authoritative dataset that captures more than 99% of all workers in the United States. This core offering is then enriched with data from online social profiles, resumés, and job postings to give you a complete view of the workforce.

Lightcast data is frequently cited in major publications such as *The Atlantic*, *Forbes*, *Harvard Business Review*, *The New York Times*, *The Wall Street Journal*, and *USA Today*.



## Report Parameters

### 1 Industry

48      Transportation and Warehousing

---

### 1 County

6099      Stanislaus County, CA

---

### Class of Worker

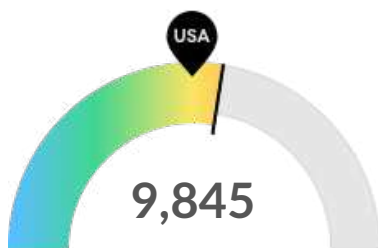
QCEW Employees and Non-QCEW Employees

The information in this report pertains to the chosen industry and geographical area.



## Executive Summary

### Light Hiring Competition Over a Deep Supply of Regional Talent



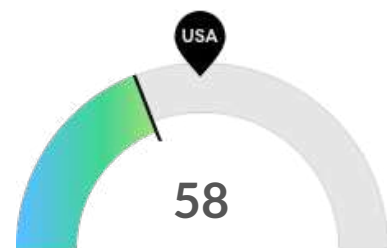
**Supply (Jobs)**

Stanislaus County, CA is a hotspot for this kind of talent. The national average for an area this size is 8,543\* employees, while there are 9,845 here.



**Earnings Per Job**

Earnings per job are about the same as the national average. Earnings per jobs is the total industry earnings divided by the number of jobs in the industry.



**Demand (Job Postings)**

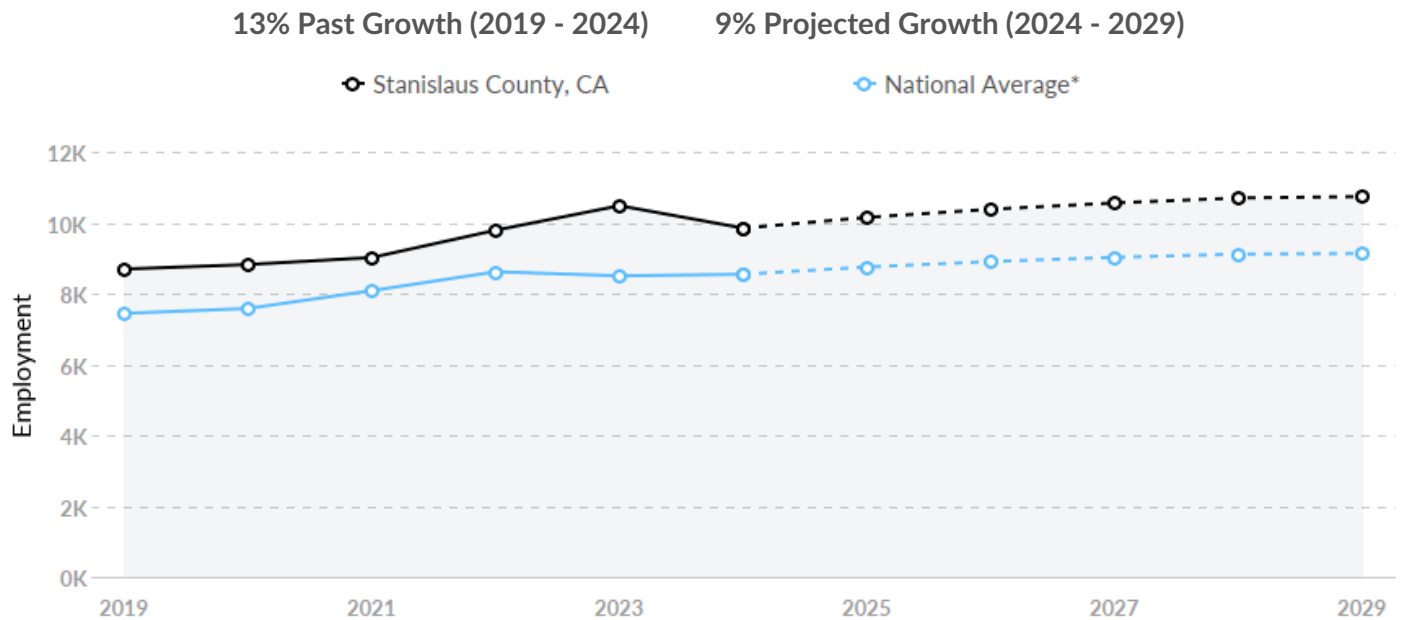
Competition from online job postings is low in Stanislaus County, CA. The national average for an area this size is 83\* job postings/mo, while there are 58 here.

\*National average values are derived by taking the national value for Transportation and Warehousing and scaling it down to account for the difference in overall workforce size between the nation and Stanislaus County, CA. In other words, the values represent the national average adjusted for region size.

# Supply (Jobs)

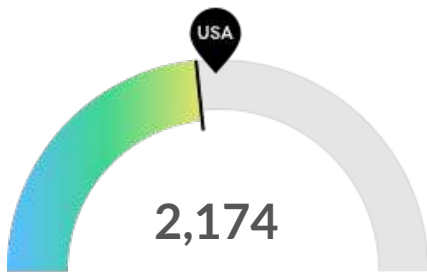
## Supply Is Higher Than the National Average

The regional vs. national average employment helps you understand if the supply of Transportation and Warehousing is a strength or weakness for Stanislaus County, CA, and how it is changing relative to the nation. An average area of this size would have 8,543\* employees, while there are 9,845 here. This higher than expected supply may make it easier to find candidates. The gap between expected and actual employment is expected to increase over the next 5 years.



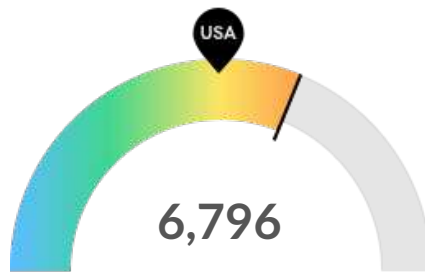
\*National average values are derived by taking the national value for Transportation and Warehousing and scaling it down to account for the difference in overall workforce size between the nation and Stanislaus County, CA. In other words, the values represent the national average adjusted for region size.

## Retirement Risk Is About Average, While Overall Diversity Is High



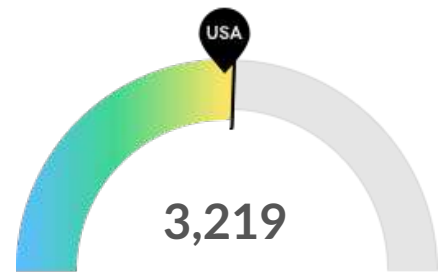
**Retiring Soon**

Retirement risk is about average in Stanislaus County, CA. The national average for an area this size is 2,394\* employees 55 or older, while there are 2,174 here.



**Racial Diversity**

Racial diversity is high in Stanislaus County, CA. The national average for an area this size is 4,815\* racially diverse employees, while there are 6,796 here.



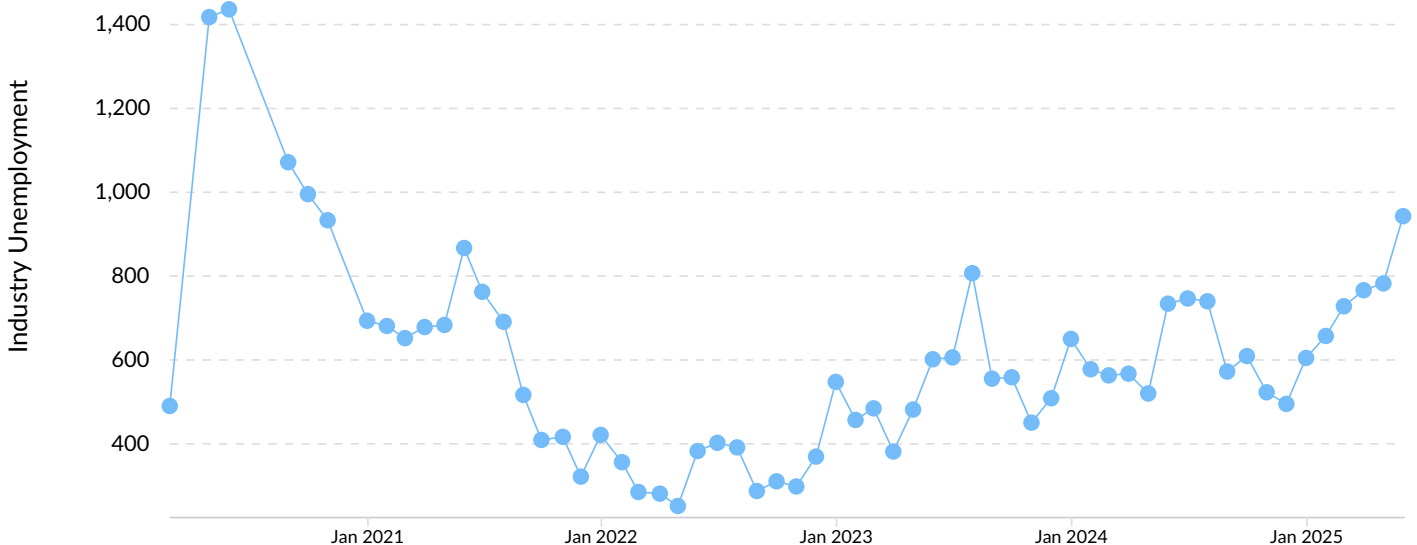
**Gender Diversity**

Gender diversity is about average in Stanislaus County, CA. The national average for an area this size is 3,114\* female employees, while there are 3,219 here.

\*National average values are derived by taking the national value for Transportation and Warehousing and scaling it down to account for the difference in overall workforce size between the nation and Stanislaus County, CA. In other words, the values represent the national average adjusted for region size.

## Unemployment Rate Trends

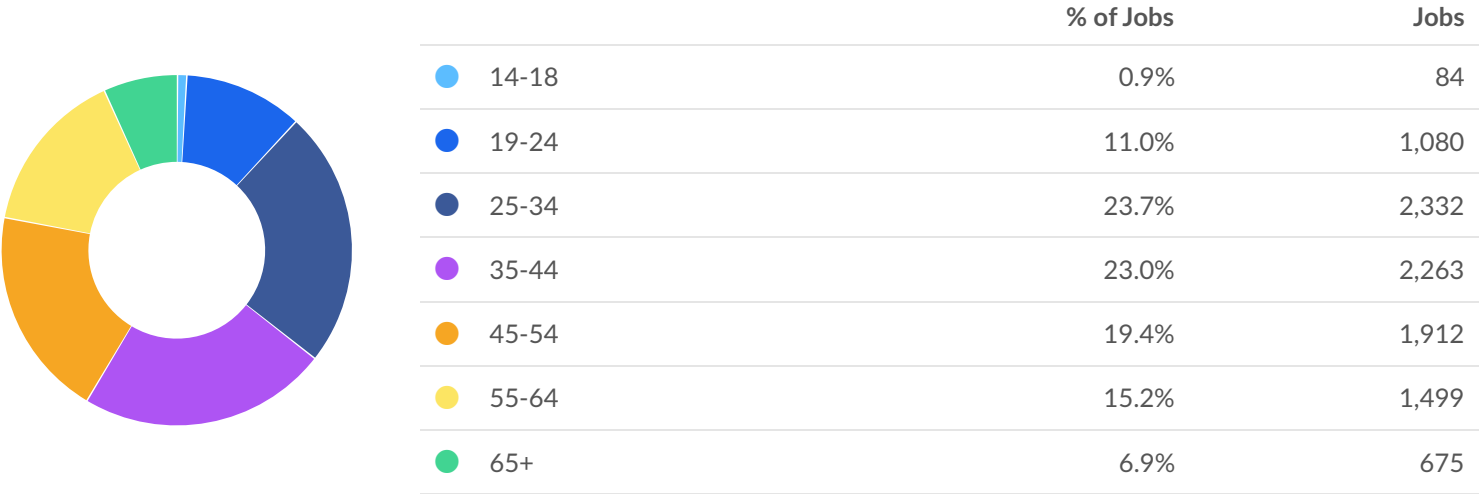
Unemployment shown at the 2-digit sector level.



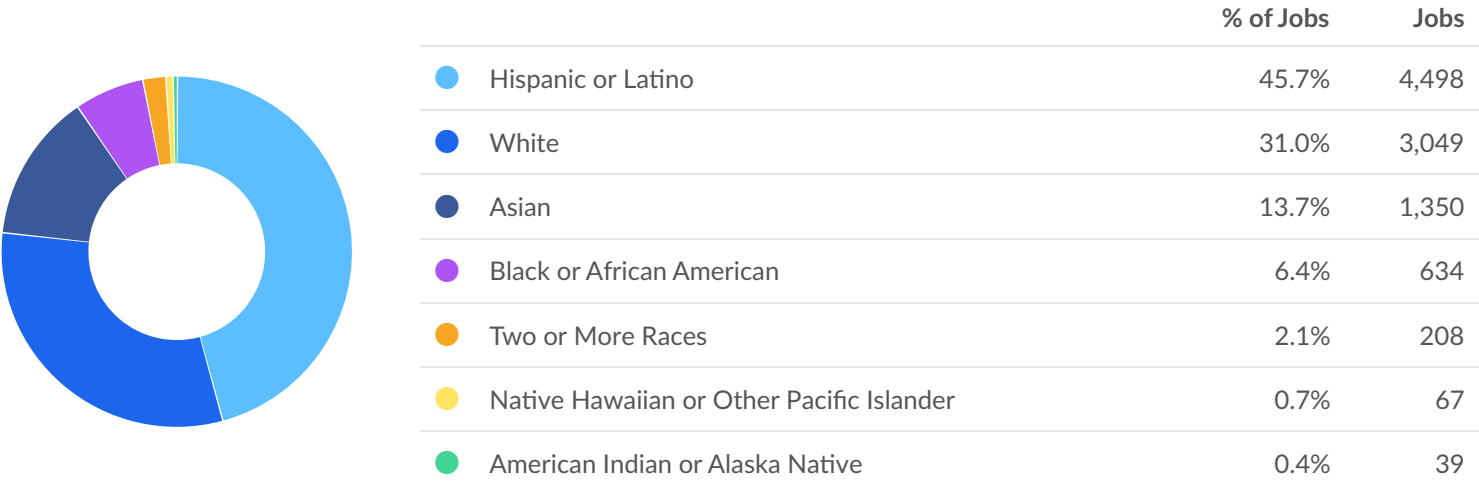


# Demographic Details

## Industry Age Breakdown



## Industry Race/Ethnicity Breakdown

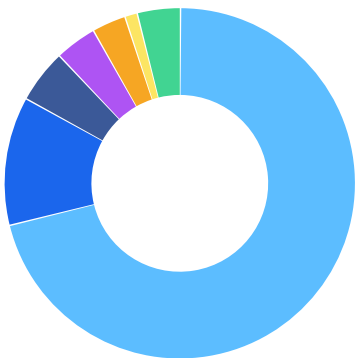


### Industry Gender Breakdown



	% of Jobs	Jobs
Males	67.3%	6,626
Females	32.7%	3,219

### Most Jobs are Found in the Transportation and Material Moving Occupations Industry Sector



Occupation	% of Industry in Occupation (2024)
Transportation and Material Moving Occupations	71.1%
Office and Administrative Support Occupations	11.9%
Installation, Maintenance, and Repair Occupations	4.9%
Management Occupations	3.9%
Business and Financial Operations Occupations	3.1%
Sales and Related Occupations	1.2%
Other	4.0%

## Demand



### 133 Employers Competing

All employers in the region who posted for this job over the last 12 months.



### 690 Unique Job Postings

The number of unique postings for this job over the last 12 months.



### 32 Day Median Duration

Posting duration is 8 days longer than what's typical in the region.

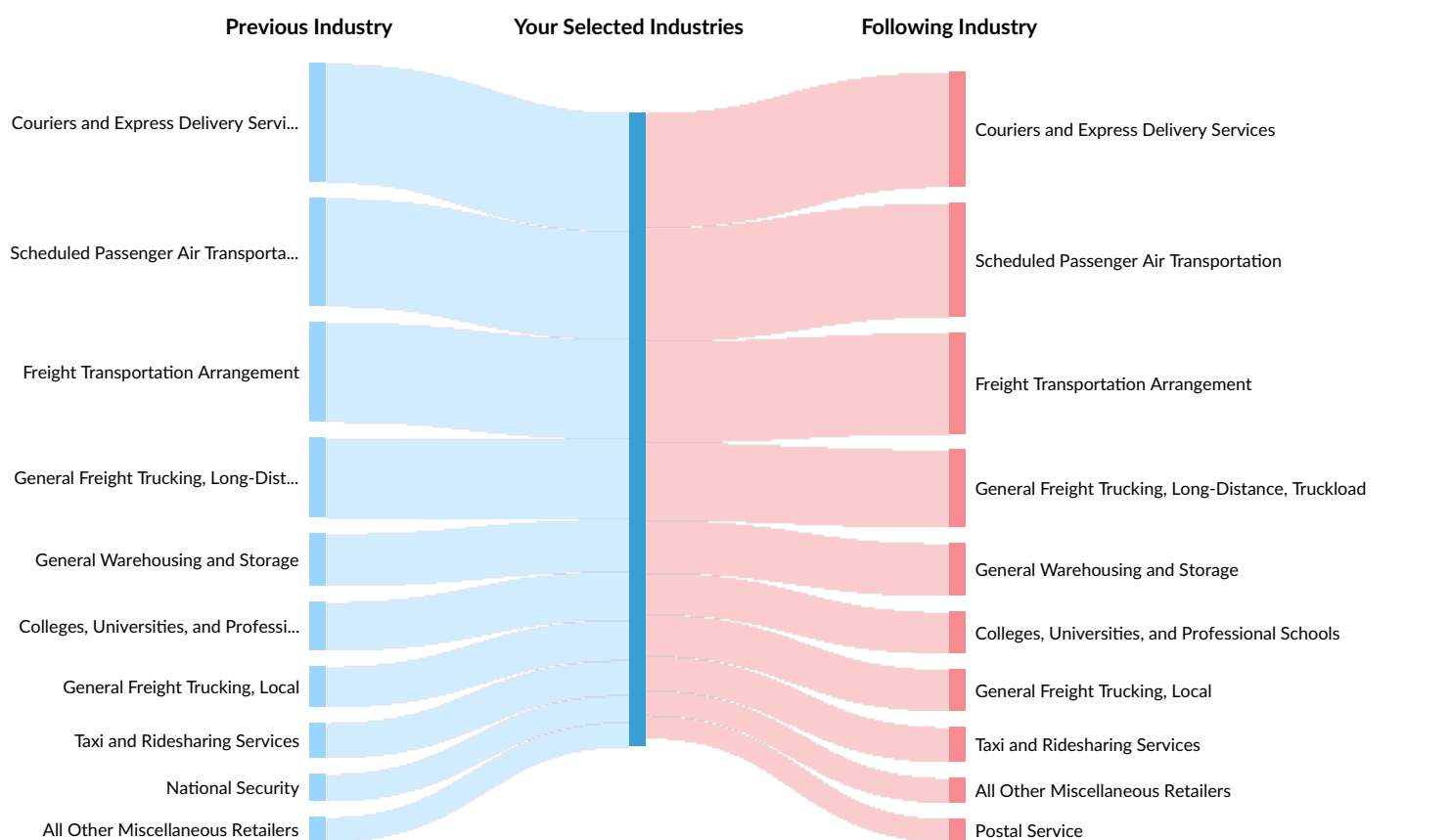
Top Companies		Unique Postings	Top Job Titles		Unique Postings
FedEx	41	<div></div>	CDL-A Truck Drivers	50	<div></div>
Americold Logistics	37	<div></div>	Delivery Drivers	43	<div></div>
Marten Transport	36	<div></div>	Warehouse Associates	22	<div></div>
Pro Logics	25	<div></div>	Regional CDL-A Truck Drivers	20	<div></div>
Transdev	25	<div></div>	Dedicated CDL-A Truck Drivers	18	<div></div>

## Industry Gain and Drain

The table below analyzes the profiles of current and past people in your selected industries. The left column shows job transitions from other industries to your selected industries. The right column shows job transitions from your selected industries to other industries.

Please note, results are only available at the national level and the 6-digit NAICS level. Also your selection has been limited to 100 industries.

The following represents the job transitions of employees in your selected industries in the United States:



Previous Industries	Transitions
Couriers and Express Delivery Services	105,689
Scheduled Passenger Air Transportation	95,764
Freight Transportation Arrangement	88,290
General Freight Trucking, Long-Distance, Truckload	71,194

Previous Industries	Transitions
General Warehousing and Storage	46,347
Colleges, Universities, and Professional Schools	43,099
General Freight Trucking, Local	35,896
Taxi and Ridesharing Services	31,057
National Security	23,943
All Other Miscellaneous Retailers	21,768
Full-Service Restaurants	20,673
Limited-Service Restaurants	20,169
Postal Service	20,159
Line-Haul Railroads	19,553
Local Messengers and Local Delivery	18,804
Other Support Activities for Air Transportation	18,001
Other Airport Operations	14,467
Clothing and Clothing Accessories Retailers	13,517
Department Stores	13,124
Commercial Banking	13,047
Custom Computer Programming Services	13,031
Supermarkets and Other Grocery (except Convenience) Stores	12,925
Elementary and Secondary Schools	12,882
Specialized Freight (except Used Goods) Trucking, Long-Distance	12,344
Scheduled Freight Air Transportation	11,637
Software Publishers	11,575
All Other Professional, Scientific, and Technical Services	11,369
Employment Placement Agencies	10,502
Engineering Services	10,081

Previous Industries	Transitions
Hotels (except Casino Hotels) and Motels	9,550
Warehouse Clubs and Supercenters	9,319
Administrative Management and General Management Consulting Services	9,245
General Medical and Surgical Hospitals	9,163
Used Household and Office Goods Moving	8,632
Other Urban Transit Systems	8,504
All Other Support Activities for Transportation	8,424
Other Warehousing and Storage	8,331
Insurance Agencies and Brokerages	8,272
Computer Systems Design Services	8,240
General Freight Trucking, Long-Distance, Less Than Truckload	7,632
Offices of Real Estate Agents and Brokers	7,043
Other Support Activities for Road Transportation	7,000
Nonscheduled Chartered Passenger Air Transportation	6,911
Wireless Telecommunications Carriers (except Satellite)	6,767
Other Computer Related Services	6,720
Deep Sea Passenger Transportation	6,546
Offices of Physicians (except Mental Health Specialists)	6,511
Refrigerated Warehousing and Storage	6,447
Marine Cargo Handling	6,363
Other General Government Support	6,320
School and Employee Bus Transportation	6,239
Computing Infrastructure Providers, Data Processing, Web Hosting, and Related Services	6,140
Temporary Help Services	5,864
Mixed Mode Transit Systems	5,799

Previous Industries	Transitions
All Other Transit and Ground Passenger Transportation	5,710
Other Nonscheduled Air Transportation	5,695
Specialized Freight (except Used Goods) Trucking, Local	5,601
Port and Harbor Operations	5,565
Offices of Lawyers	5,390
Pipeline Transportation of Natural Gas	5,308
Offices of Certified Public Accountants	5,286
Hardware Retailers	5,180
Electronics and Appliance Retailers	4,961
Process, Physical Distribution, and Logistics Consulting Services	4,926
Web Search Portals and All Other Information Services	4,902
Automobile and Light Duty Motor Vehicle Manufacturing	4,800
Security Guards and Patrol Services	4,796
Plumbing, Heating, and Air-Conditioning Contractors	4,741
All Other Personal Services	4,651
Other Management Consulting Services	4,597
Marketing Consulting Services	4,508
Special Needs Transportation	4,315
Bus and Other Motor Vehicle Transit Systems	4,236
Commercial and Institutional Building Construction	4,227
Pharmacies and Drug Retailers	4,175
Support Activities for Rail Transportation	4,095
Junior Colleges	4,024
Fitness and Recreational Sports Centers	3,948
Nonscheduled Chartered Freight Air Transportation	3,945

Previous Industries	Transitions
Portfolio Management and Investment Advice	3,864
Financial Transactions Processing, Reserve, and Clearinghouse Activities	3,837
Commuter Rail Systems	3,794
Direct Health and Medical Insurance Carriers	3,786
Flight Training	3,759
Scenic and Sightseeing Transportation, Water	3,758
Office Administrative Services	3,640
Aircraft Manufacturing	3,522
Home Centers	3,522
Electrical Contractors and Other Wiring Installation Contractors	3,508
Charter Bus Industry	3,464
Offices of Other Holding Companies	3,400
Wholesale Trade Agents and Brokers	3,387
Sporting Goods Retailers	3,302
Advertising Agencies	3,279
All Other Support Services	3,188
Gasoline Stations with Convenience Stores	3,110
Other Miscellaneous Durable Goods Merchant Wholesalers	3,109
Soft Drink Manufacturing	3,065
All Other Pipeline Transportation	3,049
Electronic Computer Manufacturing	3,043
<b>Following Industries</b>	<b>Transitions</b>
Couriers and Express Delivery Services	102,063
Scheduled Passenger Air Transportation	101,192



Following Industries	Transitions
Freight Transportation Arrangement	89,618
General Freight Trucking, Long-Distance, Truckload	68,951
General Warehousing and Storage	46,657
Colleges, Universities, and Professional Schools	36,946
General Freight Trucking, Local	36,922
Taxi and Ridesharing Services	30,916
All Other Miscellaneous Retailers	21,928
Postal Service	20,274
Line-Haul Railroads	19,746
Local Messengers and Local Delivery	18,829
Other Support Activities for Air Transportation	16,899
Full-Service Restaurants	13,982
Elementary and Secondary Schools	13,866
Commercial Banking	13,739
Custom Computer Programming Services	13,691
Software Publishers	13,517
Other Airport Operations	13,186
Engineering Services	13,160
Specialized Freight (except Used Goods) Trucking, Long-Distance	12,460
General Medical and Surgical Hospitals	12,450
All Other Professional, Scientific, and Technical Services	12,287
Limited-Service Restaurants	10,602
Administrative Management and General Management Consulting Services	10,580
Employment Placement Agencies	10,524
National Security	10,301

Following Industries	Transitions
Insurance Agencies and Brokerages	10,003
Clothing and Clothing Accessories Retailers	9,573
Offices of Real Estate Agents and Brokers	9,154
All Other Support Activities for Transportation	9,025
Scheduled Freight Air Transportation	8,811
Supermarkets and Other Grocery (except Convenience) Stores	8,639
Used Household and Office Goods Moving	8,505
Computer Systems Design Services	8,402
Other Urban Transit Systems	8,194
Other Warehousing and Storage	8,141
Department Stores	8,051
General Freight Trucking, Long-Distance, Less Than Truckload	7,982
Offices of Physicians (except Mental Health Specialists)	7,836
Warehouse Clubs and Supercenters	7,582
Other Computer Related Services	7,458
Computing Infrastructure Providers, Data Processing, Web Hosting, and Related Services	7,443
Hotels (except Casino Hotels) and Motels	7,371
Other Support Activities for Road Transportation	7,262
Marine Cargo Handling	7,051
Nonscheduled Chartered Passenger Air Transportation	6,814
Deep Sea Passenger Transportation	6,612
Refrigerated Warehousing and Storage	6,421
Other General Government Support	6,342
School and Employee Bus Transportation	6,272
Specialized Freight (except Used Goods) Trucking, Local	5,906

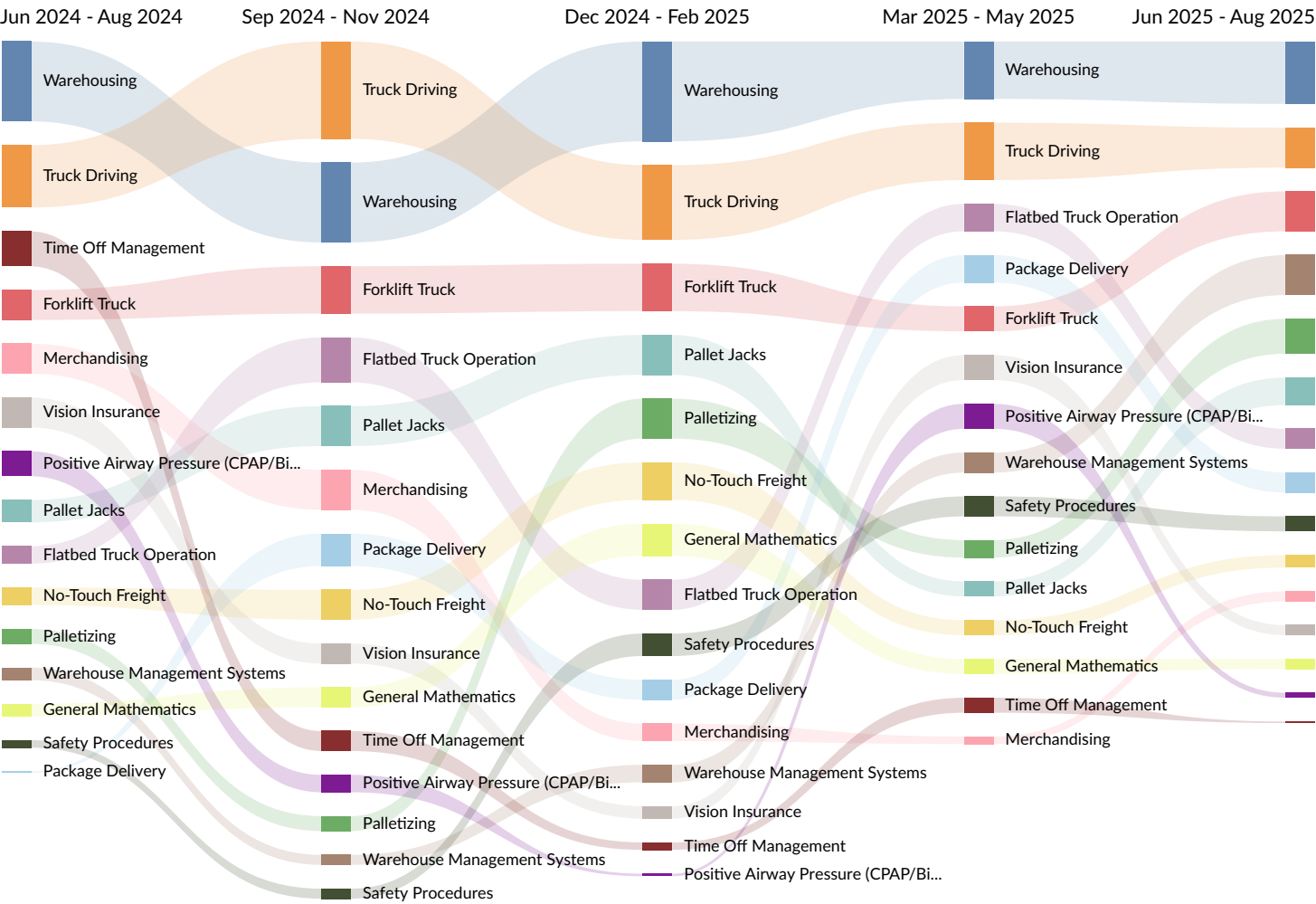
Following Industries	Transitions
Temporary Help Services	5,860
Mixed Mode Transit Systems	5,779
All Other Transit and Ground Passenger Transportation	5,723
Portfolio Management and Investment Advice	5,696
Offices of Certified Public Accountants	5,685
Port and Harbor Operations	5,677
Automobile and Light Duty Motor Vehicle Manufacturing	5,620
Pipeline Transportation of Natural Gas	5,469
Web Search Portals and All Other Information Services	5,428
Offices of Lawyers	5,381
Wireless Telecommunications Carriers (except Satellite)	5,176
Process, Physical Distribution, and Logistics Consulting Services	5,109
Other Management Consulting Services	5,079
Other Nonscheduled Air Transportation	5,037
Financial Transactions Processing, Reserve, and Clearinghouse Activities	5,016
All Other Personal Services	4,935
Plumbing, Heating, and Air-Conditioning Contractors	4,858
Aircraft Manufacturing	4,774
Security Guards and Patrol Services	4,731
Charter Bus Industry	4,730
Direct Health and Medical Insurance Carriers	4,690
Commercial and Institutional Building Construction	4,667
Marketing Consulting Services	4,650
Special Needs Transportation	4,584
Hardware Retailers	4,305

Following Industries	Transitions
Bus and Other Motor Vehicle Transit Systems	4,250
Office Administrative Services	4,225
Junior Colleges	4,130
Offices of Other Holding Companies	4,089
Search, Detection, Navigation, Guidance, Aeronautical, and Nautical System and Instrument Manufacturing	4,014
Electrical Contractors and Other Wiring Installation Contractors	3,936
Wholesale Trade Agents and Brokers	3,933
Support Activities for Rail Transportation	3,918
Nonscheduled Chartered Freight Air Transportation	3,882
Commuter Rail Systems	3,791
Pharmacies and Drug Retailers	3,773
Scenic and Sightseeing Transportation, Water	3,681
All Other Support Services	3,622
Electronics and Appliance Retailers	3,495
Other Miscellaneous Durable Goods Merchant Wholesalers	3,315
Pharmaceutical Preparation Manufacturing	3,214
Fitness and Recreational Sports Centers	3,176
All Other Pipeline Transportation	3,163
Advertising Agencies	3,163
Soft Drink Manufacturing	3,106
Home Health Care Services	3,088
Electronic Computer Manufacturing	2,956
Investment Banking and Securities Intermediation	2,946

# What skills are they posting for?

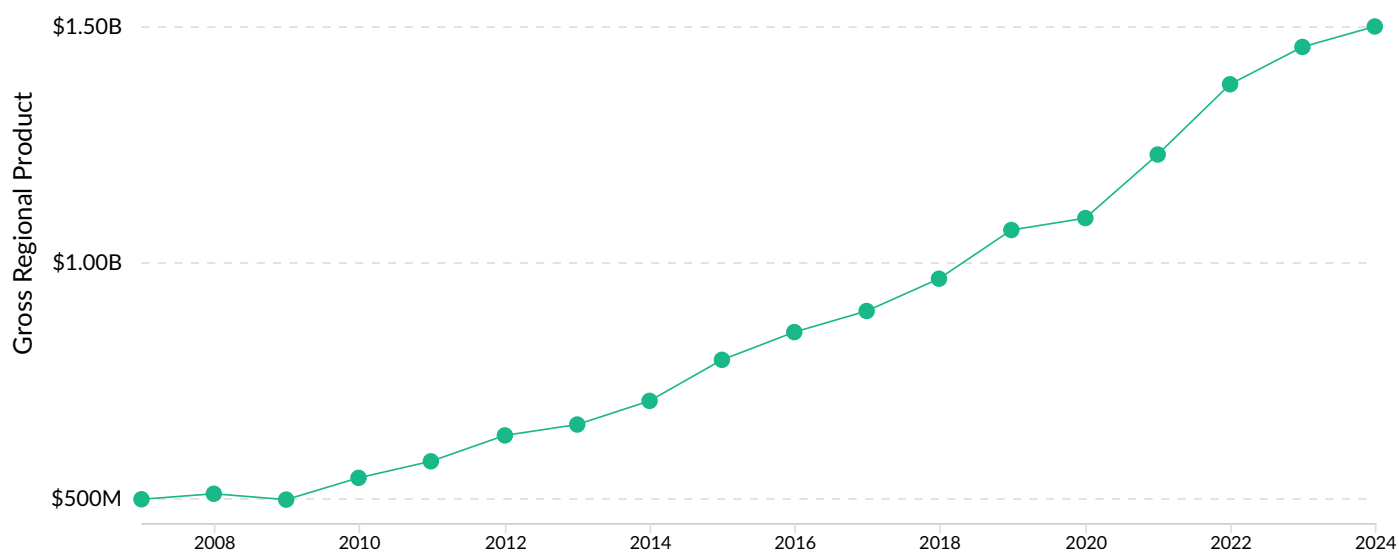
## Top 15 Skills for All Job Types Sought by Your Selected Companies by Quarter

Skills help us understand the direction an industry is headed.



## Gross Regional Product (GRP)

<b>\$1.2B</b>	<b>\$246.9M</b>	<b>\$36.0M</b>	<b>\$1.5B</b>
Earnings (2024)	Property Income (2024)	Taxes (2024)	Total GRP (2024)



## Industry Requirements

Purchases from	In-region Purchases	Imported Purchases	Total Purchases
Petroleum Refineries	\$22,492,630	\$47,528,844	\$70,021,474
Couriers and Express Delivery Services	\$29,676,214	\$28,245,789	\$57,922,004
General Warehousing and Storage	\$40,981,813	\$11,791,003	\$52,772,815
Freight Transportation Arrangement	\$6,992,271	\$40,193,968	\$47,186,239
Temporary Help Services	\$23,982,125	\$7,004,930	\$30,987,055