

Management of Companies and Enterprises in Stanislaus County, CA

Stanislaus County Workforce Development



251 E. Hackett Rd. C-2
Modesto, California 95358

Contents

What is Lightcast Data?	1
Report Parameters	2
Workforce Map	3
Executive Summary	4
Supply (Jobs)	5
Demographic Details	7
Demand	9
What skills are they posting for?	20

What is Lightcast Data?

Lightcast data is a hybrid dataset derived from official government sources such as the US Census Bureau, Bureau of Economic Analysis, and Bureau of Labor Statistics. Leveraging the unique strengths of each source, our data modeling team creates an authoritative dataset that captures more than 99% of all workers in the United States. This core offering is then enriched with data from online social profiles, resumés, and job postings to give you a complete view of the workforce.

Lightcast data is frequently cited in major publications such as *The Atlantic*, *Forbes*, *Harvard Business Review*, *The New York Times*, *The Wall Street Journal*, and *USA Today*.



Report Parameters

1 Industry

55 Management of Companies and Enterprises

1 County

6099 Stanislaus County, CA

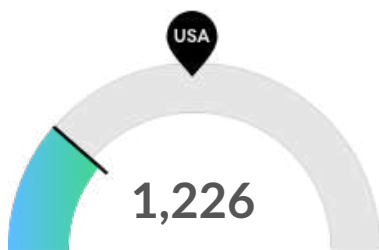
Class of Worker

QCEW Employees and Non-QCEW Employees

The information in this report pertains to the chosen industry and geographical area.

Executive Summary

Light Hiring Competition Over a Thin Supply of Regional Talent



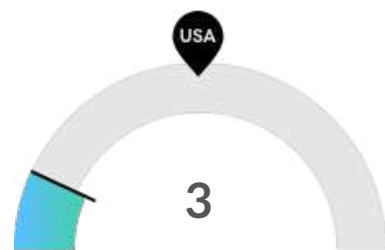
Supply (Jobs)

Stanislaus County, CA is not a hotspot for this kind of talent. The national average for an area this size is 3,295* employees, while there are 1,226 here.



Earnings Per Job

Earnings per job are about the same as the national average. Earnings per jobs is the total industry earnings divided by the number of jobs in the industry.



Demand (Job Postings)

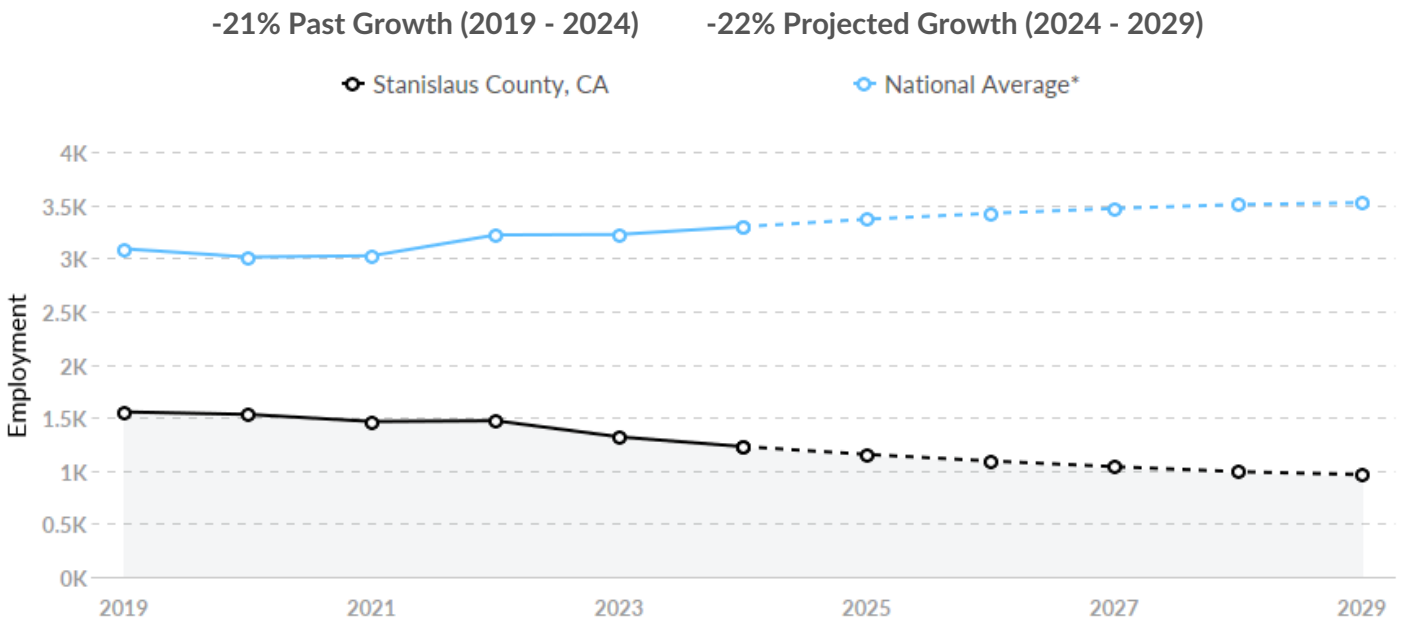
Competition from online job postings is low in Stanislaus County, CA. The national average for an area this size is 12* job postings/mo, while there are 3 here.

*National average values are derived by taking the national value for Management of Companies and Enterprises and scaling it down to account for the difference in overall workforce size between the nation and Stanislaus County, CA. In other words, the values represent the national average adjusted for region size.

Supply (Jobs)

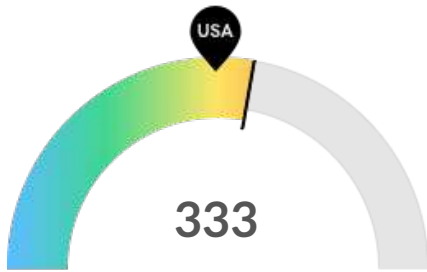
Supply Is Lower Than the National Average

The regional vs. national average employment helps you understand if the supply of Management of Companies and Enterprises is a strength or weakness for Stanislaus County, CA, and how it is changing relative to the nation. An average area of this size would have 3,295* employees, while there are 1,226 here. This lower than expected supply may make it more difficult to find candidates. The gap between expected and actual employment is expected to increase over the next 5 years.



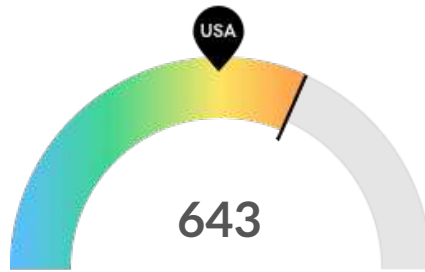
*National average values are derived by taking the national value for Management of Companies and Enterprises and scaling it down to account for the difference in overall workforce size between the nation and Stanislaus County, CA. In other words, the values represent the national average adjusted for region size.

Retirement Risk Is High, While Overall Diversity Is High



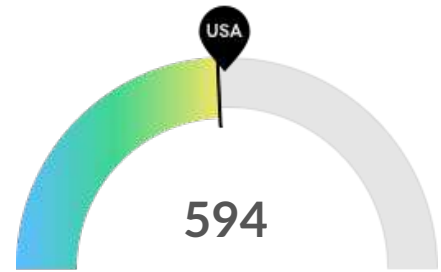
Retiring Soon

Retirement risk is high in Stanislaus County, CA. The national average for an area this size is 284* employees 55 or older, while there are 333 here.



Racial Diversity

Racial diversity is high in Stanislaus County, CA. The national average for an area this size is 444* racially diverse employees, while there are 643 here.



Gender Diversity

Gender diversity is about average in Stanislaus County, CA. The national average for an area this size is 619* female employees, while there are 594 here.

*National average values are derived by taking the national value for Management of Companies and Enterprises and scaling it down to account for the difference in overall workforce size between the nation and Stanislaus County, CA. In other words, the values represent the national average adjusted for region size.

Unemployment Rate Trends

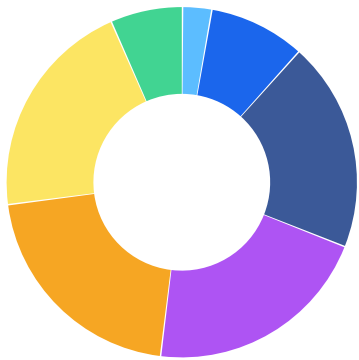
Unemployment shown at the 2-digit sector level.

Industry Unemployment



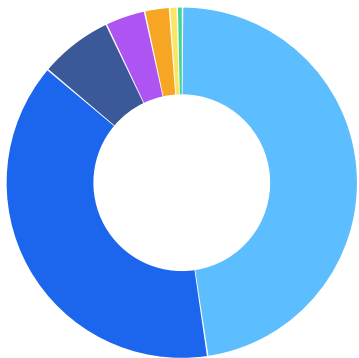
Demographic Details

Industry Age Breakdown



	% of Jobs	Jobs
14-18	2.7%	33
19-24	8.9%	109
25-34	19.3%	237
35-44	20.9%	257
45-54	21.0%	258
55-64	20.5%	251
65+	6.7%	82

Industry Race/Ethnicity Breakdown



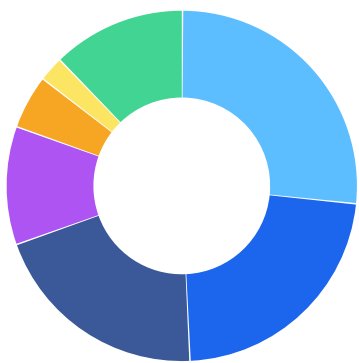
	% of Jobs	Jobs
White	47.6%	583
Hispanic or Latino	38.5%	472
Asian	6.8%	83
Black or African American	3.7%	45
Two or More Races	2.3%	28
Native Hawaiian or Other Pacific Islander	0.7%	9
American Indian or Alaska Native	0.5%	6

Industry Gender Breakdown



	% of Jobs	Jobs
● Males	51.6%	632
● Females	48.4%	594

Most Jobs are Found in the Business and Financial Operations Occupations Industry Sector



Occupation	% of Industry in Occupation (2024)
● Business and Financial Operations Occupations	26.6%
● Management Occupations	22.6%
● Office and Administrative Support Occupations	20.3%
● Computer and Mathematical Occupations	10.9%
● Sales and Related Occupations	5.0%
● Healthcare Practitioners and Technical Occupations	2.3%
● Other	12.3%

Demand



12 Employers Competing

All employers in the region who posted for this job over the last 12 months.



30 Unique Job Postings

The number of unique postings for this job over the last 12 months.



30 Day Median Duration

Posting duration is 6 days longer than what's typical in the region.

Top Companies	Unique Postings
Lgi Homes	9 
Cumulus Media	5 
Ashley Global Retail	3 
Bef Management	3 
Essintial Enterprise Solutions	2 

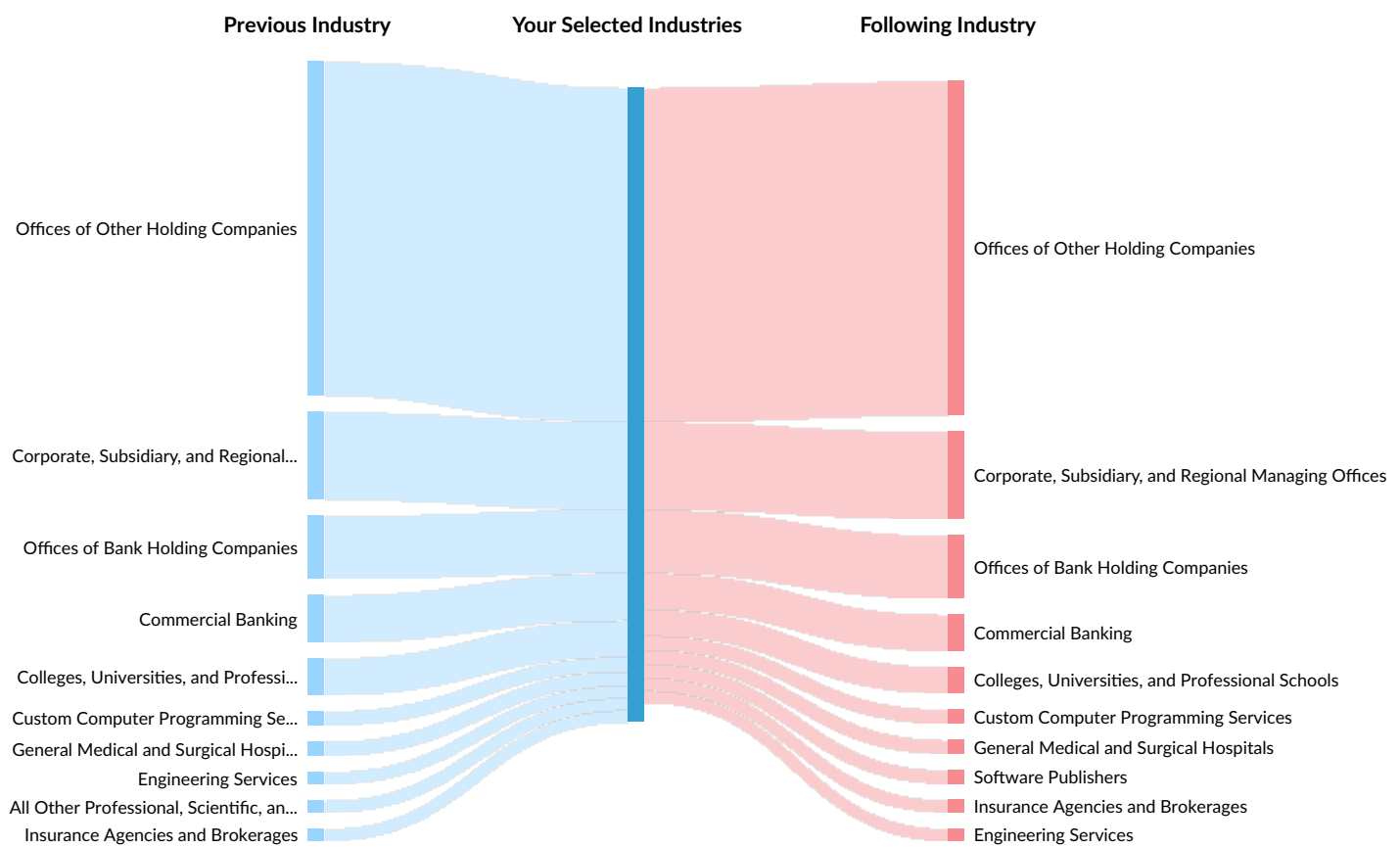
Top Job Titles	Unique Postings
New Home Sales Consultant	8 
Account Executives	3 
Retail Sales Associates	3 
Storage Facility Housekeepers	2 
Area Sales Managers	1 

Industry Gain and Drain

The table below analyzes the profiles of current and past people in your selected industries. The left column shows job transitions from other industries to your selected industries. The right column shows job transitions from your selected industries to other industries.

Please note, results are only available at the national level and the 6-digit NAICS level. Also your selection has been limited to 100 industries.

The following represents the job transitions of employees in your selected industries in the United States:



Previous Industries	Transitions
Offices of Other Holding Companies	67,425
Corporate, Subsidiary, and Regional Managing Offices	17,693
Offices of Bank Holding Companies	12,766
Commercial Banking	9,532

Previous Industries	Transitions
Colleges, Universities, and Professional Schools	7,388
Custom Computer Programming Services	2,902
General Medical and Surgical Hospitals	2,898
Engineering Services	2,474
All Other Professional, Scientific, and Technical Services	2,462
Insurance Agencies and Brokerages	2,443
Pharmaceutical Preparation Manufacturing	2,237
Administrative Management and General Management Consulting Services	2,139
Full-Service Restaurants	2,112
Computer Systems Design Services	2,111
Offices of Physicians (except Mental Health Specialists)	2,024
Software Publishers	2,017
Portfolio Management and Investment Advice	1,879
National Security	1,841
Employment Placement Agencies	1,753
Offices of Real Estate Agents and Brokers	1,710
Offices of Certified Public Accountants	1,699
Investment Banking and Securities Intermediation	1,617
Offices of Lawyers	1,545
Elementary and Secondary Schools	1,455
Clothing and Clothing Accessories Retailers	1,399
Limited-Service Restaurants	1,396
All Other Miscellaneous Retailers	1,365
Direct Health and Medical Insurance Carriers	1,320
Other Computer Related Services	1,266

Previous Industries	Transitions
Computing Infrastructure Providers, Data Processing, Web Hosting, and Related Services	1,194
Surgical and Medical Instrument Manufacturing	1,188
Real Estate Credit	1,131
Department Stores	1,091
Hotels (except Casino Hotels) and Motels	1,072
Financial Transactions Processing, Reserve, and Clearinghouse Activities	1,038
Direct Life Insurance Carriers	1,022
Supermarkets and Other Grocery (except Convenience) Stores	952
General Freight Trucking, Long-Distance, Truckload	937
Wireless Telecommunications Carriers (except Satellite)	927
Commercial and Institutional Building Construction	916
All Other Personal Services	914
Temporary Help Services	840
Miscellaneous Financial Investment Activities	829
Medical, Dental, and Hospital Equipment and Supplies Merchant Wholesalers	824
Other Management Consulting Services	809
Direct Property and Casualty Insurance Carriers	790
Office Administrative Services	776
Marketing Consulting Services	768
Credit Unions	754
Wholesale Trade Agents and Brokers	713
All Other Miscellaneous Ambulatory Health Care Services	704
Pharmacies and Drug Retailers	696
Other General Government Support	674

Previous Industries	Transitions
Other Scientific and Technical Consulting Services	668
Other Activities Related to Real Estate	667
Automobile and Light Duty Motor Vehicle Manufacturing	655
Advertising Agencies	651
Couriers and Express Delivery Services	640
Research and Development in the Physical, Engineering, and Life Sciences (except Nanotechnology and Biotechnology)	637
Home Health Care Services	630
Cosmetics, Beauty Supplies, and Perfume Retailers	621
Freight Transportation Arrangement	596
Electrical Contractors and Other Wiring Installation Contractors	588
Electronics and Appliance Retailers	586
Other Accounting Services	584
Crude Petroleum Extraction	557
Surgical Appliance and Supplies Manufacturing	554
Support Activities for Oil and Gas Operations	545
Other Individual and Family Services	542
Junior Colleges	539
Warehouse Clubs and Supercenters	534
Plumbing, Heating, and Air-Conditioning Contractors	529
Fitness and Recreational Sports Centers	527
All Other Support Services	506
Other Electric Power Generation	500
Child Care Services	490
Web Search Portals and All Other Information Services	485
Lessors of Nonresidential Buildings (except Miniwarehouses)	482

Previous Industries	Transitions
Drugs and Druggists' Sundries Merchant Wholesalers	477
Furniture Retailers	471
New Single-Family Housing Construction (except For-Sale Builders)	464
Lessors of Residential Buildings and Dwellings	464
Electronic Computer Manufacturing	459
Search, Detection, Navigation, Guidance, Aeronautical, and Nautical System and Instrument Manufacturing	458
Educational Support Services	449
New Car Dealers	449
New Multifamily Housing Construction (except For-Sale Builders)	447
Research and Development in Biotechnology (except Nanobiotechnology)	446
Nursing Care Facilities (Skilled Nursing Facilities)	445
Residential Property Managers	443
Media Streaming Distribution Services, Social Networks, and Other Media Networks and Content Providers	436
Other Miscellaneous Durable Goods Merchant Wholesalers	435
Gasoline Stations with Convenience Stores	428
Mortgage and Nonmortgage Loan Brokers	421
Beauty Salons	417
Commercial Printing (except Screen and Books)	413
Hardware Retailers	408
Medicinal and Botanical Manufacturing	387
General Warehousing and Storage	384
Electric Power Distribution	383

Following Industries	Transitions
Offices of Other Holding Companies	67,476
Corporate, Subsidiary, and Regional Managing Offices	17,644
Offices of Bank Holding Companies	12,764
Commercial Banking	7,339
Colleges, Universities, and Professional Schools	5,303
Custom Computer Programming Services	2,889
General Medical and Surgical Hospitals	2,837
Software Publishers	2,774
Insurance Agencies and Brokerages	2,579
Engineering Services	2,446
All Other Professional, Scientific, and Technical Services	2,445
Pharmaceutical Preparation Manufacturing	2,419
Offices of Real Estate Agents and Brokers	2,353
Administrative Management and General Management Consulting Services	2,270
Computer Systems Design Services	2,017
Portfolio Management and Investment Advice	1,990
Offices of Physicians (except Mental Health Specialists)	1,713
Full-Service Restaurants	1,631
All Other Miscellaneous Retailers	1,535
Other Computer Related Services	1,445
Surgical and Medical Instrument Manufacturing	1,443
Employment Placement Agencies	1,436
Investment Banking and Securities Intermediation	1,397
Offices of Lawyers	1,344
Computing Infrastructure Providers, Data Processing, Web Hosting, and Related Services	1,343

Following Industries	Transitions
Elementary and Secondary Schools	1,338
Offices of Certified Public Accountants	1,333
Direct Health and Medical Insurance Carriers	1,322
Financial Transactions Processing, Reserve, and Clearinghouse Activities	1,137
Research and Development in the Physical, Engineering, and Life Sciences (except Nanotechnology and Biotechnology)	1,068
Other Management Consulting Services	1,004
Office Administrative Services	998
Miscellaneous Financial Investment Activities	971
Limited-Service Restaurants	940
Medical, Dental, and Hospital Equipment and Supplies Merchant Wholesalers	928
National Security	913
Real Estate Credit	880
Clothing and Clothing Accessories Retailers	872
All Other Miscellaneous Ambulatory Health Care Services	872
Credit Unions	869
Home Health Care Services	869
Commercial and Institutional Building Construction	860
Hotels (except Casino Hotels) and Motels	837
Wholesale Trade Agents and Brokers	813
Marketing Consulting Services	793
Direct Life Insurance Carriers	734
Automobile and Light Duty Motor Vehicle Manufacturing	722
Other General Government Support	720
General Freight Trucking, Long-Distance, Truckload	702

Following Industries	Transitions
Research and Development in Biotechnology (except Nanobiotechnology)	678
Temporary Help Services	669
Support Activities for Oil and Gas Operations	662
Beauty Salons	650
All Other Personal Services	648
Other Activities Related to Real Estate	642
Other Scientific and Technical Consulting Services	639
Supermarkets and Other Grocery (except Convenience) Stores	637
Advertising Agencies	629
Crude Petroleum Extraction	621
Electrical Contractors and Other Wiring Installation Contractors	621
Web Search Portals and All Other Information Services	621
Nursing Care Facilities (Skilled Nursing Facilities)	591
Direct Property and Casualty Insurance Carriers	587
Department Stores	575
New Single-Family Housing Construction (except For-Sale Builders)	569
Freight Transportation Arrangement	565
Lessors of Nonresidential Buildings (except Miniwarehouses)	559
Pharmacies and Drug Retailers	550
All Other Support Services	539
Plumbing, Heating, and Air-Conditioning Contractors	538
Cosmetics, Beauty Supplies, and Perfume Retailers	534
Other Accounting Services	533
Search, Detection, Navigation, Guidance, Aeronautical, and Nautical System and Instrument Manufacturing	529

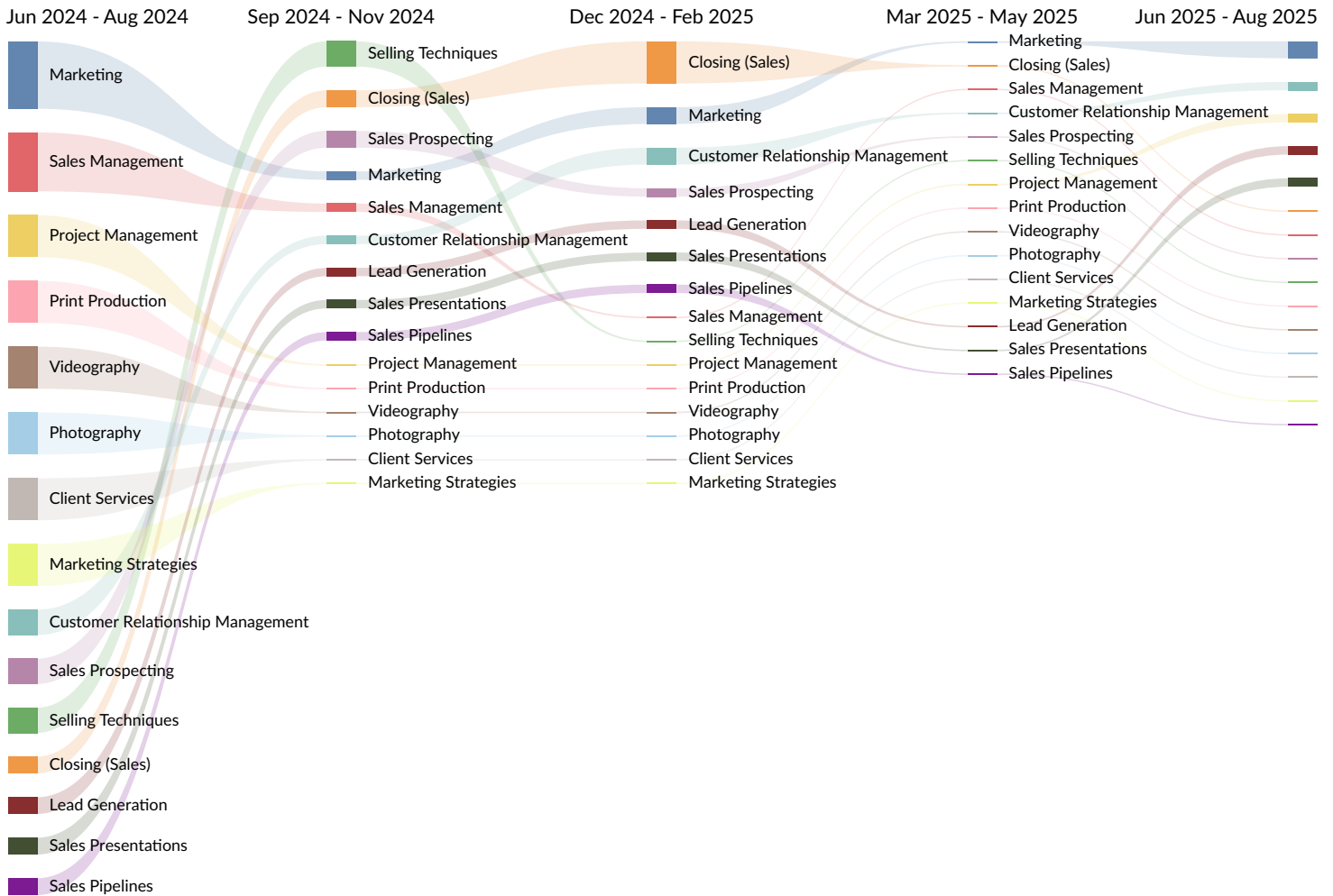
Following Industries	Transitions
Lessors of Residential Buildings and Dwellings	522
Mortgage and Nonmortgage Loan Brokers	520
Surgical Appliance and Supplies Manufacturing	519
Wireless Telecommunications Carriers (except Satellite)	500
Residential Property Managers	487
Junior Colleges	478
Other Individual and Family Services	464
Fitness and Recreational Sports Centers	458
All Other Business Support Services	452
New Multifamily Housing Construction (except For-Sale Builders)	446
Drugs and Druggists' Sundries Merchant Wholesalers	446
Other Electric Power Generation	445
Couriers and Express Delivery Services	436
Warehouse Clubs and Supercenters	432
Offices of All Other Miscellaneous Health Practitioners	430
Other Miscellaneous Durable Goods Merchant Wholesalers	429
Electronic Computer Manufacturing	414
Consumer Lending	408
Religious Organizations	406
New Car Dealers	402
Aircraft Manufacturing	396
Commercial Printing (except Screen and Books)	385
Electronics and Appliance Retailers	380
Semiconductor and Related Device Manufacturing	379
All Other Specialty Trade Contractors	378

Following Industries	Transitions
Payroll Services	373
Media Streaming Distribution Services, Social Networks, and Other Media Networks and Content Providers	371

What skills are they posting for?

Top 15 Skills for All Job Types Sought by Your Selected Companies by Quarter

Skills help us understand the direction an industry is headed.



Gross Regional Product (GRP)

\$273.0M

Earnings (2024)

\$14.7M

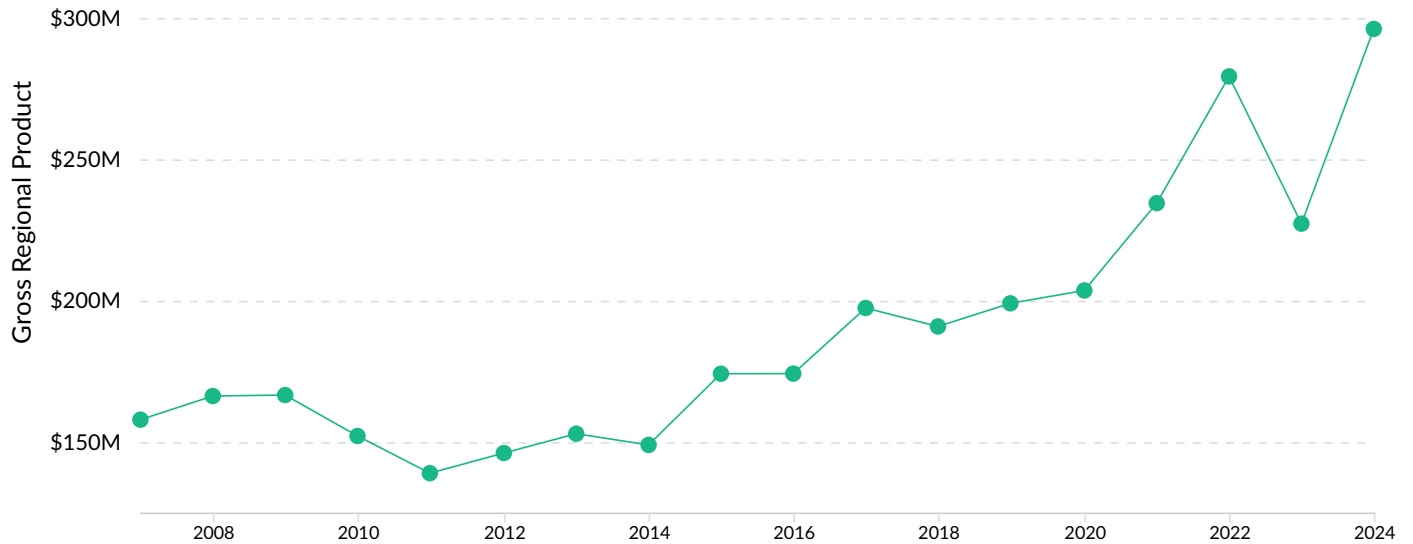
Property Income
(2024)

\$8.4M

Taxes (2024)

\$296.1M

Total GRP (2024)



Industry Requirements

Purchases from	In-region Purchases	Imported Purchases	Total Purchases
Lessors of Nonfinancial Intangible Assets (except Copyrighted Works)	\$8,102,504	\$9,387,204	\$17,489,708
Offices of Lawyers	\$2,078,777	\$4,378,667	\$6,457,444
Lessors of Residential Buildings and Dwellings	\$5,363,217	\$1,060,511	\$6,423,728
Commercial Banking	\$1,760,788	\$4,381,645	\$6,142,433
Offices of Real Estate Agents and Brokers	\$5,135,288	\$295,418	\$5,430,706