

Mining, Quarrying, and Oil and Gas Extraction in Stanislaus County, CA

Stanislaus County Workforce Development



251 E. Hackett Rd. C-2
Modesto, California 95358

Contents

What is Lightcast Data?	1
Report Parameters	2
Workforce Map	3
Executive Summary	4
Supply (Jobs)	5
Demographic Details	7
Demand	9
What skills are they posting for?	20

What is Lightcast Data?

Lightcast data is a hybrid dataset derived from official government sources such as the US Census Bureau, Bureau of Economic Analysis, and Bureau of Labor Statistics. Leveraging the unique strengths of each source, our data modeling team creates an authoritative dataset that captures more than 99% of all workers in the United States. This core offering is then enriched with data from online social profiles, resumés, and job postings to give you a complete view of the workforce.

Lightcast data is frequently cited in major publications such as *The Atlantic*, *Forbes*, *Harvard Business Review*, *The New York Times*, *The Wall Street Journal*, and *USA Today*.



Report Parameters

1 Industry

21 Mining, Quarrying, and Oil and Gas Extraction

1 County

6099 Stanislaus County, CA

Class of Worker

QCEW Employees and Non-QCEW Employees

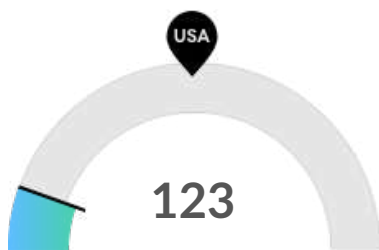
The information in this report pertains to the chosen industry and geographical area.

Workforce Map



Executive Summary

Light Hiring Competition Over a Thin Supply of Regional Talent



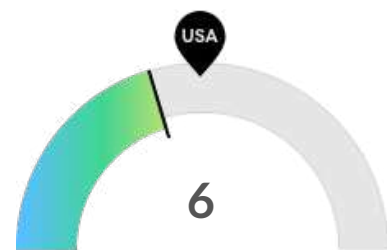
Supply (Jobs)

Stanislaus County, CA is not a hotspot for this kind of talent. The national average for an area this size is 744* employees, while there are 123 here.



Earnings Per Job

Earnings per job are below the national average. Earnings per jobs is the total industry earnings divided by the number of jobs in the industry.



Demand (Job Postings)

Competition from online job postings is low in Stanislaus County, CA. The national average for an area this size is 8* job postings/mo, while there are 6 here.

*National average values are derived by taking the national value for Mining, Quarrying, and Oil and Gas Extraction and scaling it down to account for the difference in overall workforce size between the nation and Stanislaus County, CA. In other words, the values represent the national average adjusted for region size.

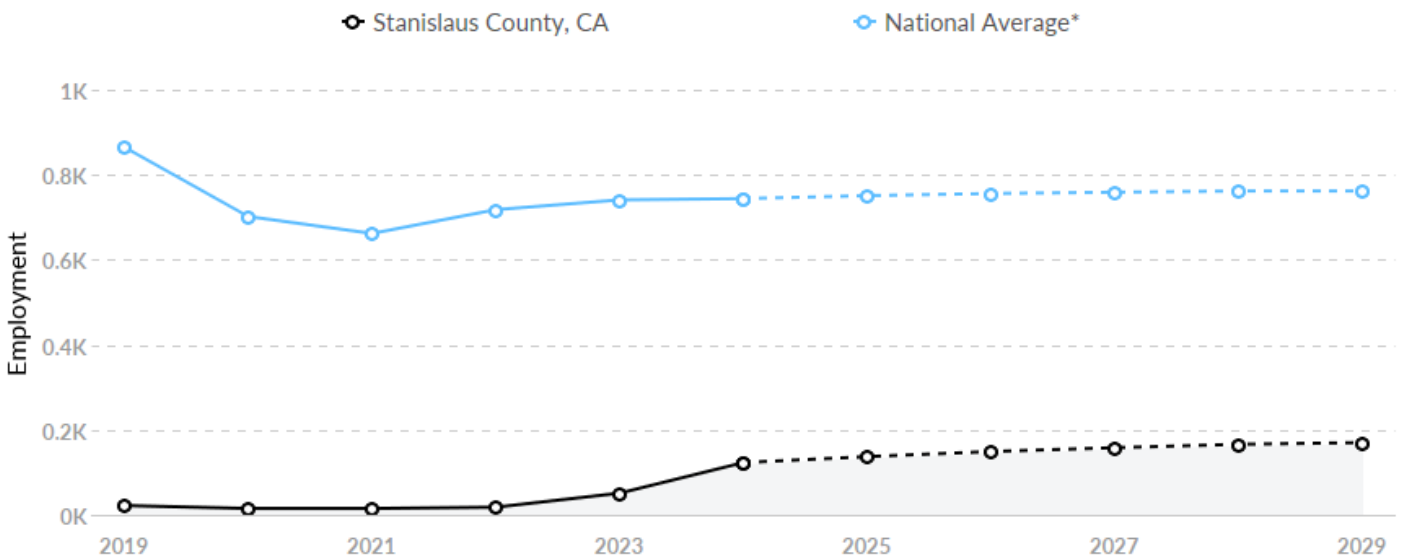
Supply (Jobs)

Supply Is Lower Than the National Average

The regional vs. national average employment helps you understand if the supply of Mining, Quarrying, and Oil and Gas Extraction is a strength or weakness for Stanislaus County, CA, and how it is changing relative to the nation. An average area of this size would have 744* employees, while there are 123 here. This lower than expected supply may make it more difficult to find candidates. The gap between expected and actual employment is expected to remain roughly the same over the next 5 years.

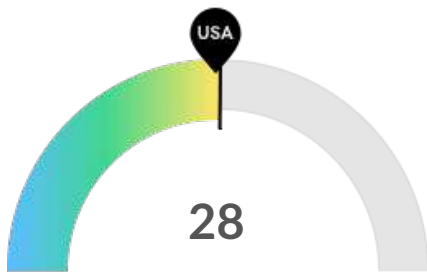
470% Past Growth (2019 - 2024)

38% Projected Growth (2024 - 2029)



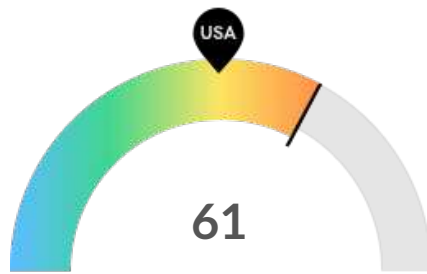
*National average values are derived by taking the national value for Mining, Quarrying, and Oil and Gas Extraction and scaling it down to account for the difference in overall workforce size between the nation and Stanislaus County, CA. In other words, the values represent the national average adjusted for region size.

Retirement Risk Is About Average, While Overall Diversity Is High



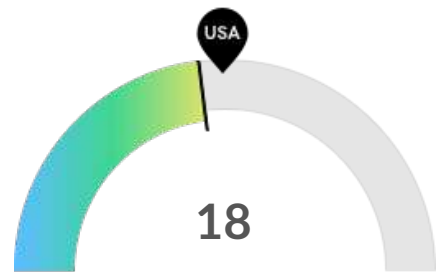
Retiring Soon

Retirement risk is about average in Stanislaus County, CA. The national average for an area this size is 27* employees 55 or older, while there are 28 here.



Racial Diversity

Racial diversity is high in Stanislaus County, CA. The national average for an area this size is 39* racially diverse employees, while there are 61 here.



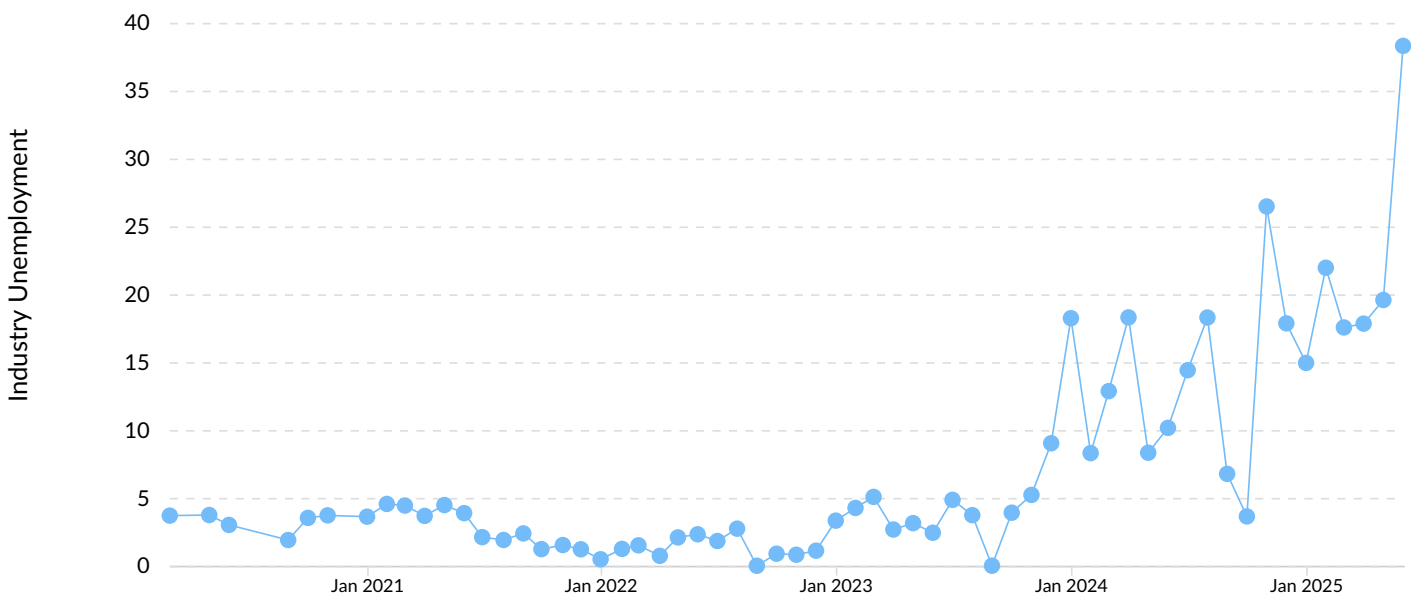
Gender Diversity

Gender diversity is low in Stanislaus County, CA. The national average for an area this size is 20* female employees, while there are 18 here.

*National average values are derived by taking the national value for Mining, Quarrying, and Oil and Gas Extraction and scaling it down to account for the difference in overall workforce size between the nation and Stanislaus County, CA. In other words, the values represent the national average adjusted for region size.

Unemployment Rate Trends

Unemployment shown at the 2-digit sector level.



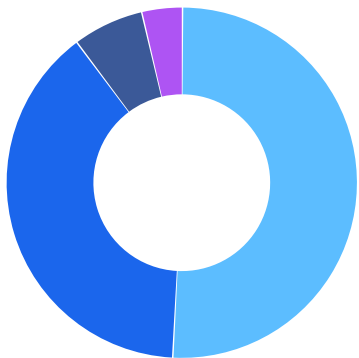
Demographic Details

Industry Age Breakdown



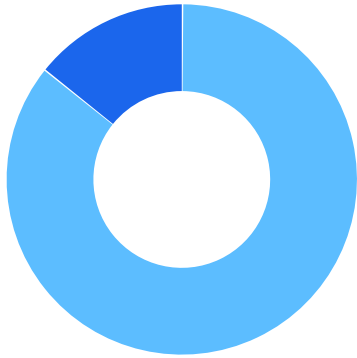
	% of Jobs	Jobs
14-18	0.0%	0
19-24	9.4%	12
25-34	21.1%	26
35-44	25.6%	32
45-54	21.6%	27
55-64	12.8%	16
65+	9.5%	12

Industry Race/Ethnicity Breakdown



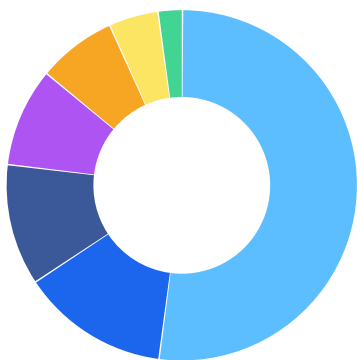
	% of Jobs	Jobs
White	50.8%	63
Hispanic or Latino	39.0%	48
American Indian or Alaska Native	6.5%	8
Two or More Races	3.7%	5
Black or African American	0.0%	0
Asian	0.0%	0
Native Hawaiian or Other Pacific Islander	0.0%	0

Industry Gender Breakdown



	% of Jobs	Jobs
● Males	85.7%	106
● Females	14.3%	18

Most Jobs are Found in the Construction and Extraction Occupations Industry Sector



Occupation	% of Industry in Occupation (2024)
● Construction and Extraction Occupations	52.0%
● Transportation and Material Moving Occupations	13.6%
● Office and Administrative Support Occupations	11.2%
● Production Occupations	9.1%
● Installation, Maintenance, and Repair Occupations	7.3%
● Management Occupations	4.6%
● Other	2.2%

Demand



12 Employers Competing

All employers in the region who posted for this job over the last 12 months.



76 Unique Job Postings

The number of unique postings for this job over the last 12 months.



22 Day Median Duration

Posting duration is 2 days shorter than what's typical in the region.

Top Companies	Unique Postings
City Of Turlock	45
Pacific Bay Equipment	7
Millerick Engineering	5
711 Materials	4
Knife River	3

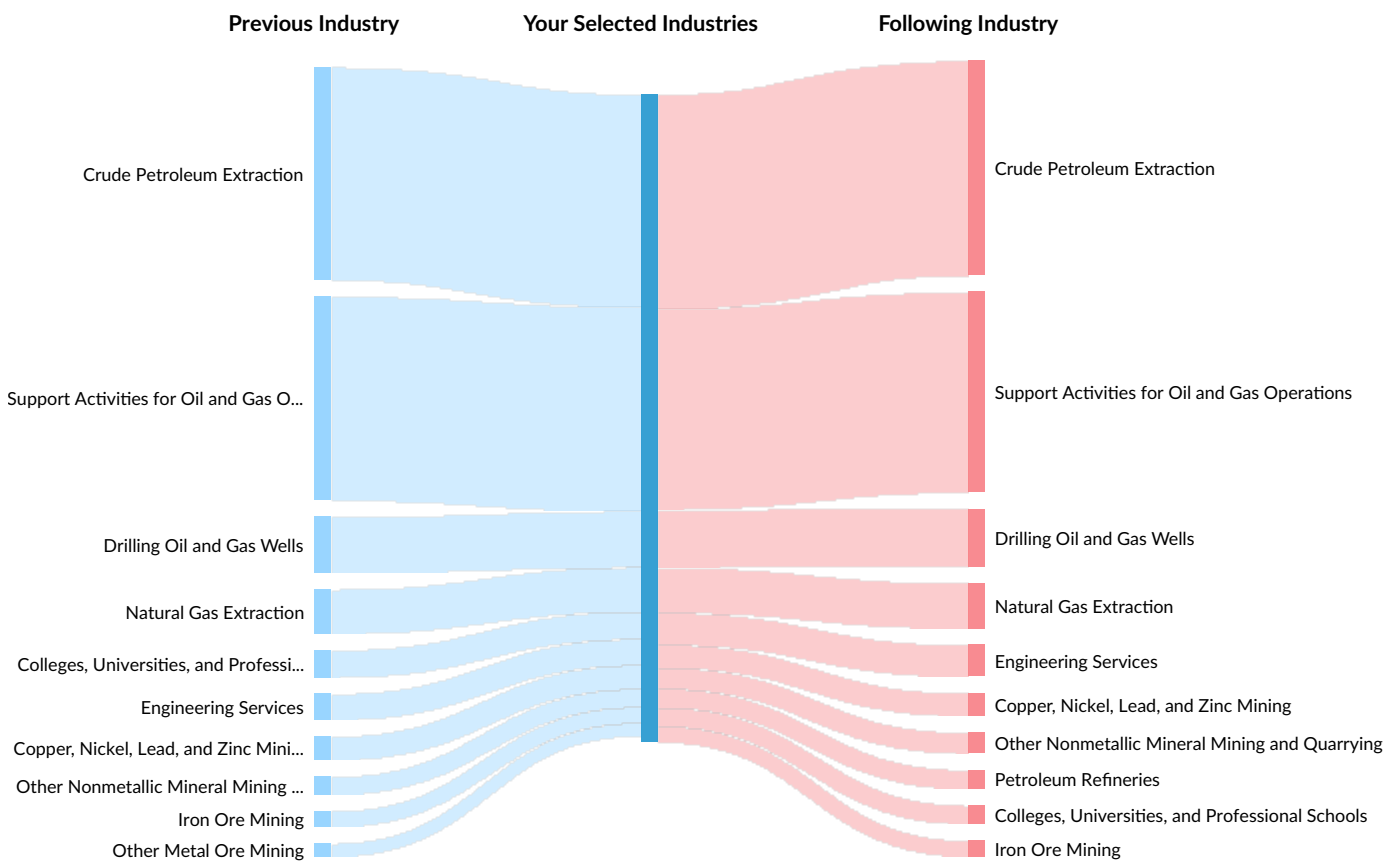
Top Job Titles	Unique Postings
Lead Millwrights	5
Emergency Services Dispatchers	4
Accountants	2
Facilities Maintenance Workers	2
Field Service Technician Leads	2

Industry Gain and Drain

The table below analyzes the profiles of current and past people in your selected industries. The left column shows job transitions from other industries to your selected industries. The right column shows job transitions from your selected industries to other industries.

Please note, results are only available at the national level and the 6-digit NAICS level. Also your selection has been limited to 100 industries.

The following represents the job transitions of employees in your selected industries in the United States:



Previous Industries	Transitions
Crude Petroleum Extraction	51,802
Support Activities for Oil and Gas Operations	49,635
Drilling Oil and Gas Wells	13,640
Natural Gas Extraction	10,804

Previous Industries	Transitions
Colleges, Universities, and Professional Schools	6,623
Engineering Services	6,343
Copper, Nickel, Lead, and Zinc Mining	5,798
Other Nonmetallic Mineral Mining and Quarrying	4,409
Iron Ore Mining	3,843
Other Metal Ore Mining	3,204
Surface Coal Mining	2,791
All Other Professional, Scientific, and Technical Services	2,610
Petroleum Refineries	2,563
Oil and Gas Field Machinery and Equipment Manufacturing	2,364
Gold Ore and Silver Ore Mining	2,171
National Security	2,092
Administrative Management and General Management Consulting Services	1,934
Custom Computer Programming Services	1,933
Construction Sand and Gravel Mining	1,844
Commercial and Institutional Building Construction	1,782
Commercial Banking	1,715
Offices of Certified Public Accountants	1,596
Industrial Sand Mining	1,529
Full-Service Restaurants	1,384
Employment Placement Agencies	1,368
Other Electric Power Generation	1,361
Computer Systems Design Services	1,358
Fossil Fuel Electric Power Generation	1,331
Other Heavy and Civil Engineering Construction	1,266

Previous Industries	Transitions
Rubber and Plastics Hoses and Belting Manufacturing	1,244
Oil and Gas Pipeline and Related Structures Construction	1,223
Electrical Contractors and Other Wiring Installation Contractors	1,202
Offices of Other Holding Companies	1,170
Gasoline Stations with Convenience Stores	1,161
Hotels (except Casino Hotels) and Motels	1,157
Software Publishers	1,156
Offices of Lawyers	1,111
All Other Miscellaneous Retailers	1,072
Real Estate Credit	1,068
Elementary and Secondary Schools	1,059
Office Administrative Services	1,053
Offices of Real Estate Agents and Brokers	1,032
All Other Specialty Trade Contractors	1,005
Natural Gas Distribution	954
Insurance Agencies and Brokerages	936
Other Gasoline Stations	915
Other Management Consulting Services	912
Industrial Building Construction	863
General Medical and Surgical Hospitals	848
Pipeline Transportation of Natural Gas	842
Other Computer Related Services	839
Industrial Machinery and Equipment Merchant Wholesalers	807
Highway, Street, and Bridge Construction	779
Mortgage and Nonmortgage Loan Brokers	773

Previous Industries	Transitions
Petroleum and Petroleum Products Merchant Wholesalers (except Bulk Stations and Terminals)	771
Commercial and Industrial Machinery and Equipment (except Automotive and Electronic) Repair and Maintenance	769
Computing Infrastructure Providers, Data Processing, Web Hosting, and Related Services	749
Other Scientific and Technical Consulting Services	749
Limited-Service Restaurants	739
Other General Government Support	739
Petroleum Bulk Stations and Terminals	734
Plumbing, Heating, and Air-Conditioning Contractors	709
Offices of Physicians (except Mental Health Specialists)	703
Temporary Help Services	676
Advertising Agencies	637
Site Preparation Contractors	625
Underground Coal Mining	601
Clothing and Clothing Accessories Retailers	599
Supermarkets and Other Grocery (except Convenience) Stores	577
Research and Development in the Physical, Engineering, and Life Sciences (except Nanotechnology and Biotechnology)	572
General Freight Trucking, Long-Distance, Truckload	566
Industrial Supplies Merchant Wholesalers	561
All Other Personal Services	561
Water and Sewer Line and Related Structures Construction	556
Marketing Consulting Services	550
All Other Support Services	544
Automobile and Light Duty Motor Vehicle Manufacturing	525
Other Accounting Services	524

Previous Industries	Transitions
Support Activities for Metal Mining	510
Wholesale Trade Agents and Brokers	497
Corporate, Subsidiary, and Regional Managing Offices	497
New Single-Family Housing Construction (except For-Sale Builders)	494
Fluid Power Pump and Motor Manufacturing	494
Portfolio Management and Investment Advice	489
Crushed and Broken Limestone Mining and Quarrying	487
Search, Detection, Navigation, Guidance, Aeronautical, and Nautical System and Instrument Manufacturing	486
Web Search Portals and All Other Information Services	483
Motion Picture and Video Production	472
Investment Banking and Securities Intermediation	465
Other Miscellaneous Durable Goods Merchant Wholesalers	464
Construction, Mining, and Forestry Machinery and Equipment Rental and Leasing	464
Other Crushed and Broken Stone Mining and Quarrying	462
General Freight Trucking, Local	457
Environmental Consulting Services	447
Electric Power Distribution	446
Support Activities for Coal Mining	443
Wireless Telecommunications Carriers (except Satellite)	438
Support Activities for Nonmetallic Minerals (except Fuels) Mining	424
Department Stores	420
General Rental Centers	416

Following Industries	Transitions
Crude Petroleum Extraction	52,274
Support Activities for Oil and Gas Operations	48,774
Drilling Oil and Gas Wells	14,086
Natural Gas Extraction	10,988
Engineering Services	7,759
Copper, Nickel, Lead, and Zinc Mining	5,587
Other Nonmetallic Mineral Mining and Quarrying	5,097
Petroleum Refineries	4,620
Colleges, Universities, and Professional Schools	4,543
Iron Ore Mining	3,930
All Other Professional, Scientific, and Technical Services	3,130
Other Metal Ore Mining	2,610
Surface Coal Mining	2,596
Commercial and Institutional Building Construction	2,284
Administrative Management and General Management Consulting Services	2,245
Gold Ore and Silver Ore Mining	2,203
Custom Computer Programming Services	2,154
Commercial Banking	1,896
Construction Sand and Gravel Mining	1,872
Other Electric Power Generation	1,793
Oil and Gas Field Machinery and Equipment Manufacturing	1,673
All Other Miscellaneous Retailers	1,639
Computer Systems Design Services	1,636
Industrial Sand Mining	1,559
Other Heavy and Civil Engineering Construction	1,558

Following Industries	Transitions
Software Publishers	1,505
Offices of Real Estate Agents and Brokers	1,354
Electrical Contractors and Other Wiring Installation Contractors	1,350
Office Administrative Services	1,324
Offices of Certified Public Accountants	1,245
Natural Gas Distribution	1,236
Other Management Consulting Services	1,222
Employment Placement Agencies	1,197
Oil and Gas Pipeline and Related Structures Construction	1,193
All Other Specialty Trade Contractors	1,135
Other Computer Related Services	1,119
Gasoline Stations with Convenience Stores	1,104
Insurance Agencies and Brokerages	1,078
General Medical and Surgical Hospitals	1,078
Elementary and Secondary Schools	1,055
Highway, Street, and Bridge Construction	1,037
Pipeline Transportation of Natural Gas	1,037
Real Estate Credit	1,015
Other Scientific and Technical Consulting Services	992
Offices of Lawyers	981
National Security	966
Offices of Other Holding Companies	955
Plumbing, Heating, and Air-Conditioning Contractors	953
Fossil Fuel Electric Power Generation	948
Commercial and Industrial Machinery and Equipment (except Automotive and Electronic) Repair and Maintenance	939

Following Industries	Transitions
Full-Service Restaurants	928
Industrial Machinery and Equipment Merchant Wholesalers	864
Other General Government Support	854
Research and Development in the Physical, Engineering, and Life Sciences (except Nanotechnology and Biotechnology)	840
Mortgage and Nonmortgage Loan Brokers	826
Computing Infrastructure Providers, Data Processing, Web Hosting, and Related Services	817
Offices of Physicians (except Mental Health Specialists)	808
Petroleum and Petroleum Products Merchant Wholesalers (except Bulk Stations and Terminals)	794
General Rental Centers	754
Other Gasoline Stations	750
Electric Power Distribution	721
Site Preparation Contractors	711
Construction, Mining, and Forestry Machinery and Equipment Rental and Leasing	701
Search, Detection, Navigation, Guidance, Aeronautical, and Nautical System and Instrument Manufacturing	700
Temporary Help Services	693
All Other Personal Services	683
Environmental Consulting Services	676
General Freight Trucking, Long-Distance, Truckload	670
Automobile and Light Duty Motor Vehicle Manufacturing	668
Rubber and Plastics Hoses and Belting Manufacturing	651
Industrial Building Construction	646
Other Accounting Services	641
Portfolio Management and Investment Advice	634

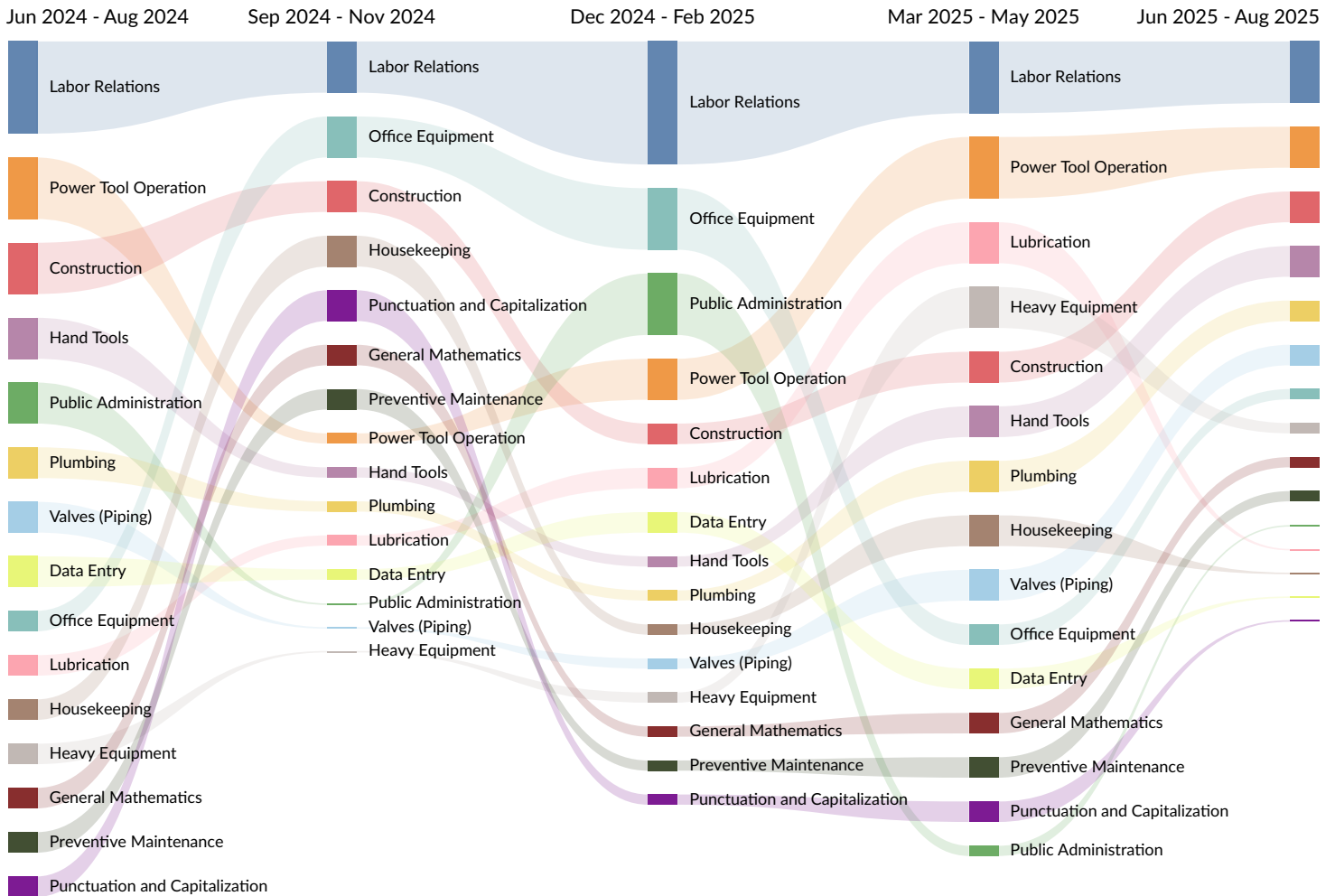
Following Industries	Transitions
Wholesale Trade Agents and Brokers	623
Water and Sewer Line and Related Structures Construction	621
Advertising Agencies	608
Investment Banking and Securities Intermediation	577
Miscellaneous Financial Investment Activities	575
New Single-Family Housing Construction (except For-Sale Builders)	570
Underground Coal Mining	568
Marketing Consulting Services	561
All Other Support Services	559
Hotels (except Casino Hotels) and Motels	542
Plastics Material and Resin Manufacturing	540
Support Activities for Metal Mining	537
Guided Missile and Space Vehicle Manufacturing	534
Limited-Service Restaurants	534
Other Miscellaneous Durable Goods Merchant Wholesalers	529
Power and Communication Line and Related Structures Construction	524
Corporate, Subsidiary, and Regional Managing Offices	521
Other Chemical and Allied Products Merchant Wholesalers	508
Industrial Supplies Merchant Wholesalers	504
New Multifamily Housing Construction (except For-Sale Builders)	500
Other Activities Related to Real Estate	499
Crushed and Broken Limestone Mining and Quarrying	493
Wind Electric Power Generation	491
Motion Picture and Video Production	486

Following Industries	Transitions
All Other Miscellaneous Manufacturing	464
Other Crushed and Broken Stone Mining and Quarrying	462
Fluid Power Pump and Motor Manufacturing	456

What skills are they posting for?

Top 15 Skills for All Job Types Sought by Your Selected Companies by Quarter

Skills help us understand the direction an industry is headed.



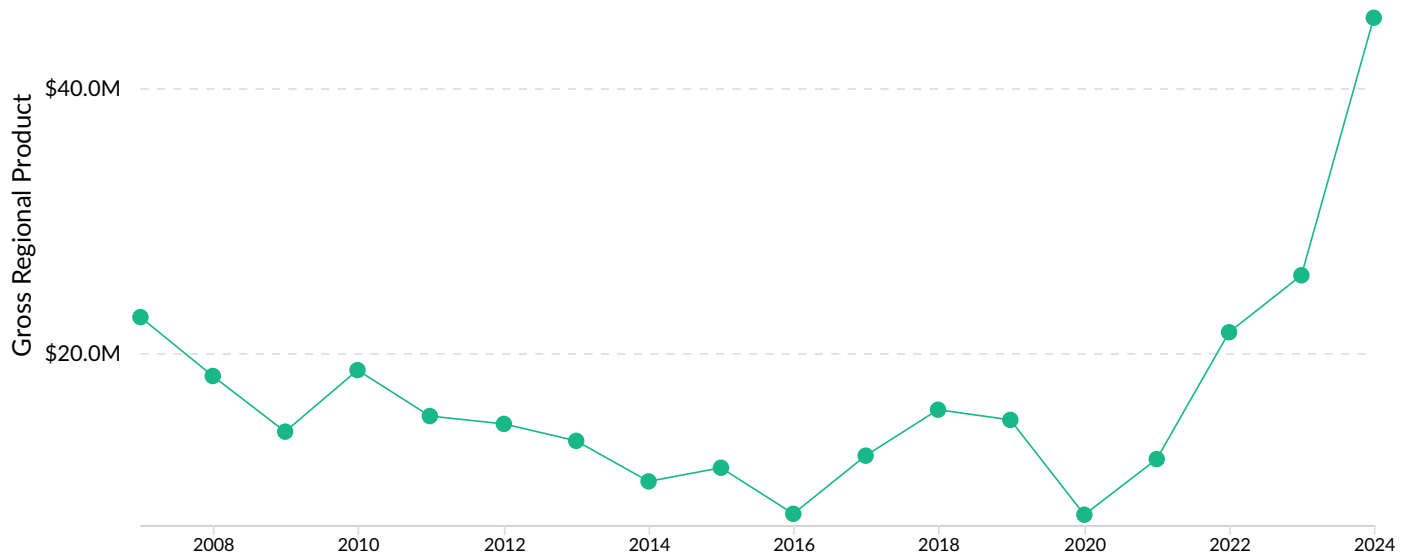
Gross Regional Product (GRP)

\$17.0M
Earnings (2024)

\$21.5M
Property Income
(2024)

\$6.9M
Taxes (2024)

\$45.3M
Total GRP (2024)



Industry Requirements

Purchases from	In-region Purchases	Imported Purchases	Total Purchases
Corporate, Subsidiary, and Regional Managing Offices	\$1,787,255	\$3,064,884	\$4,852,138
Portfolio Management and Investment Advice	\$409,550	\$1,200,943	\$1,610,493
Support Activities for Oil and Gas Operations	\$547	\$1,147,380	\$1,147,927
Petroleum Refineries	\$302,379	\$638,953	\$941,332
Electric Power Distribution	\$854	\$790,352	\$791,207