

Construction in Stanislaus County, CA

Stanislaus County Workforce Development



251 E. Hackett Rd. C-2
Modesto, California 95358

Contents

What is Lightcast Data?

Report Parameters

Workforce Map

Executive Summary

Supply (Jobs)

Demographic Details

Demand

What skills are they posting for?

1

2

3

4

5

7

9

20

What is Lightcast Data?

Lightcast data is a hybrid dataset derived from official government sources such as the US Census Bureau, Bureau of Economic Analysis, and Bureau of Labor Statistics. Leveraging the unique strengths of each source, our data modeling team creates an authoritative dataset that captures more than 99% of all workers in the United States. This core offering is then enriched with data from online social profiles, resumés, and job postings to give you a complete view of the workforce.

Lightcast data is frequently cited in major publications such as *The Atlantic*, *Forbes*, *Harvard Business Review*, *The New York Times*, *The Wall Street Journal*, and *USA Today*.



Report Parameters

1 Industry

23 Construction

1 County

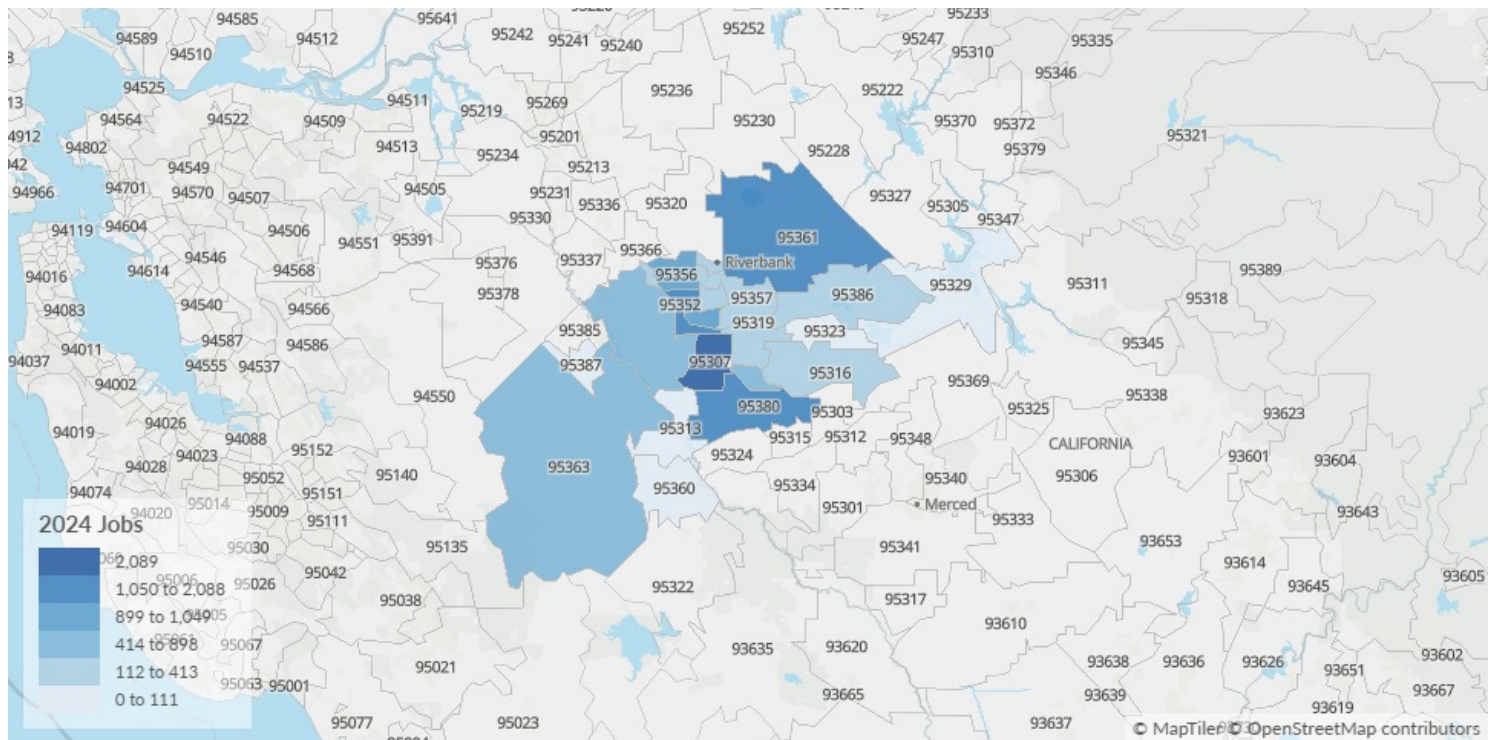
6099 Stanislaus County, CA

Class of Worker

QCEW Employees and Non-QCEW Employees

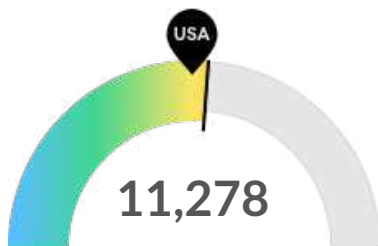
The information in this report pertains to the chosen industry and geographical area.

Workforce Map



Executive Summary

Light Hiring Competition Over an Average Supply of Regional Talent



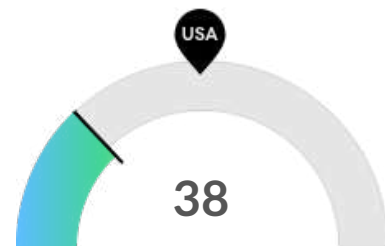
Supply (Jobs)

Stanislaus County, CA is about average for this kind of talent. The national average for an area this size is 10,509* employees, while there are 11,278 here.



Earnings Per Job

Earnings per job are about the same as the national average. Earnings per jobs is the total industry earnings divided by the number of jobs in the industry.



Demand (Job Postings)

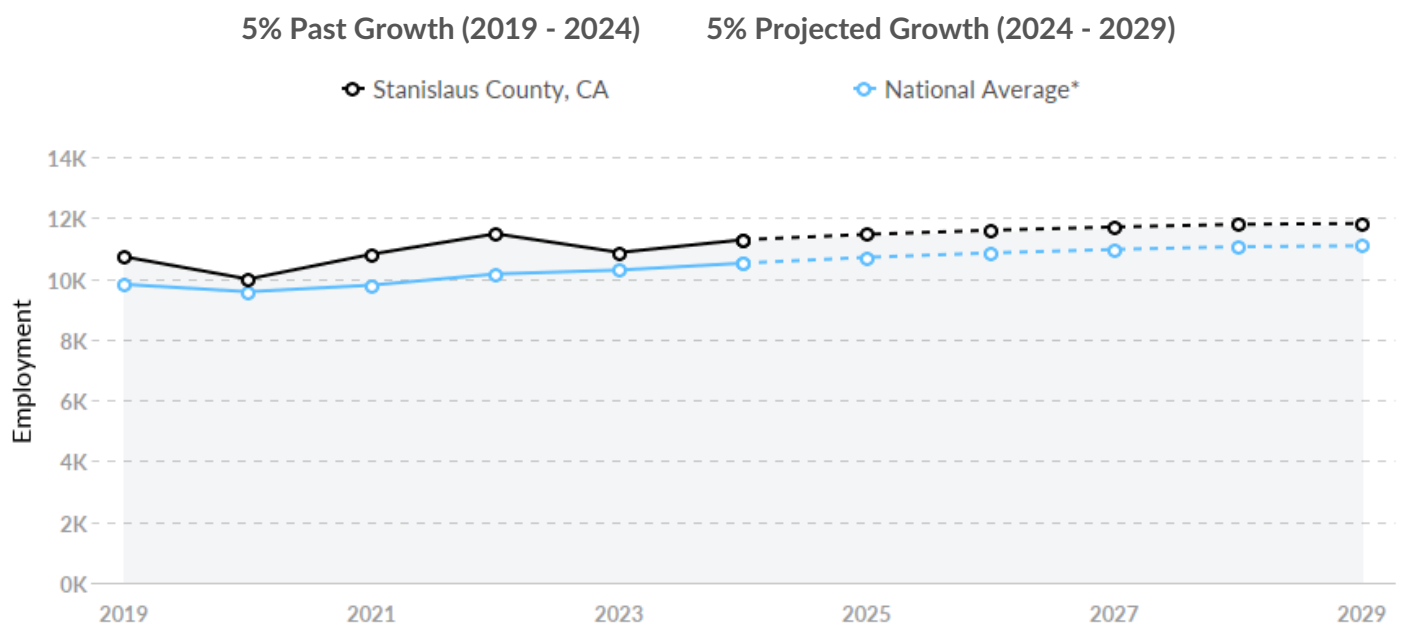
Competition from online job postings is low in Stanislaus County, CA. The national average for an area this size is 88* job postings/mo, while there are 38 here.

*National average values are derived by taking the national value for Construction and scaling it down to account for the difference in overall workforce size between the nation and Stanislaus County, CA. In other words, the values represent the national average adjusted for region size.

Supply (Jobs)

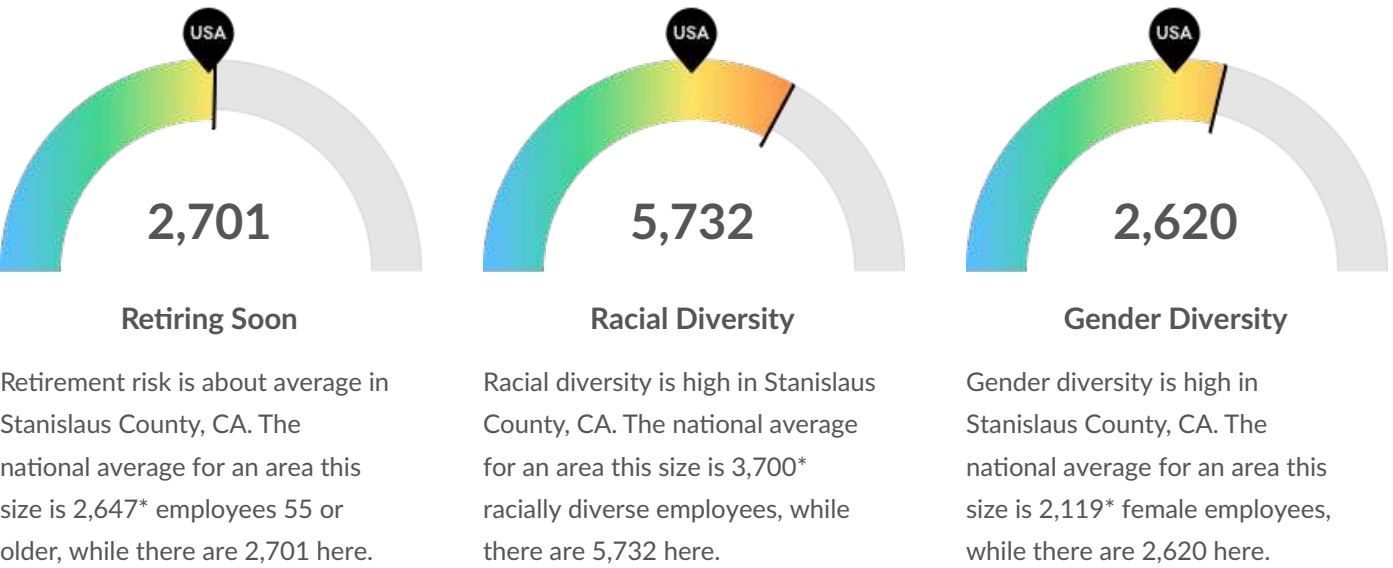
Supply Is About Equal to the National Average

The regional vs. national average employment helps you understand if the supply of Construction is a strength or weakness for Stanislaus County, CA, and how it is changing relative to the nation. An average area of this size would have 10,509* employees, while there are 11,278 here. The gap between expected and actual employment is expected to remain roughly the same over the next 5 years.



*National average values are derived by taking the national value for Construction and scaling it down to account for the difference in overall workforce size between the nation and Stanislaus County, CA. In other words, the values represent the national average adjusted for region size.

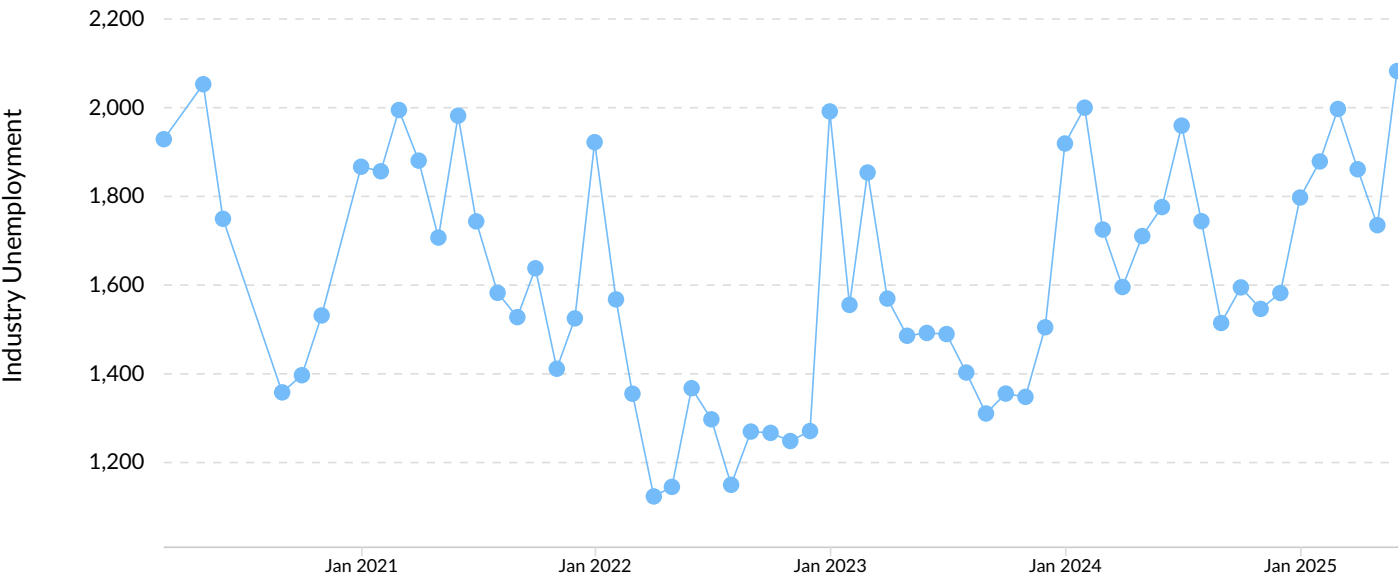
Retirement Risk Is About Average, While Overall Diversity Is High



*National average values are derived by taking the national value for Construction and scaling it down to account for the difference in overall workforce size between the nation and Stanislaus County, CA. In other words, the values represent the national average adjusted for region size.

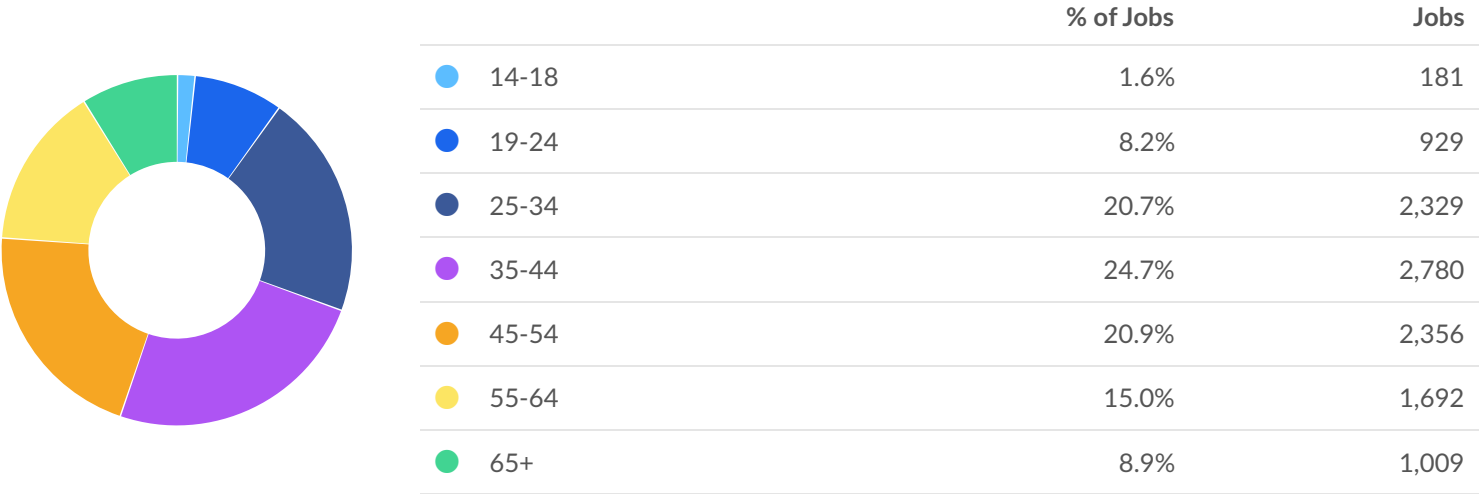
Unemployment Rate Trends

Unemployment shown at the 2-digit sector level.

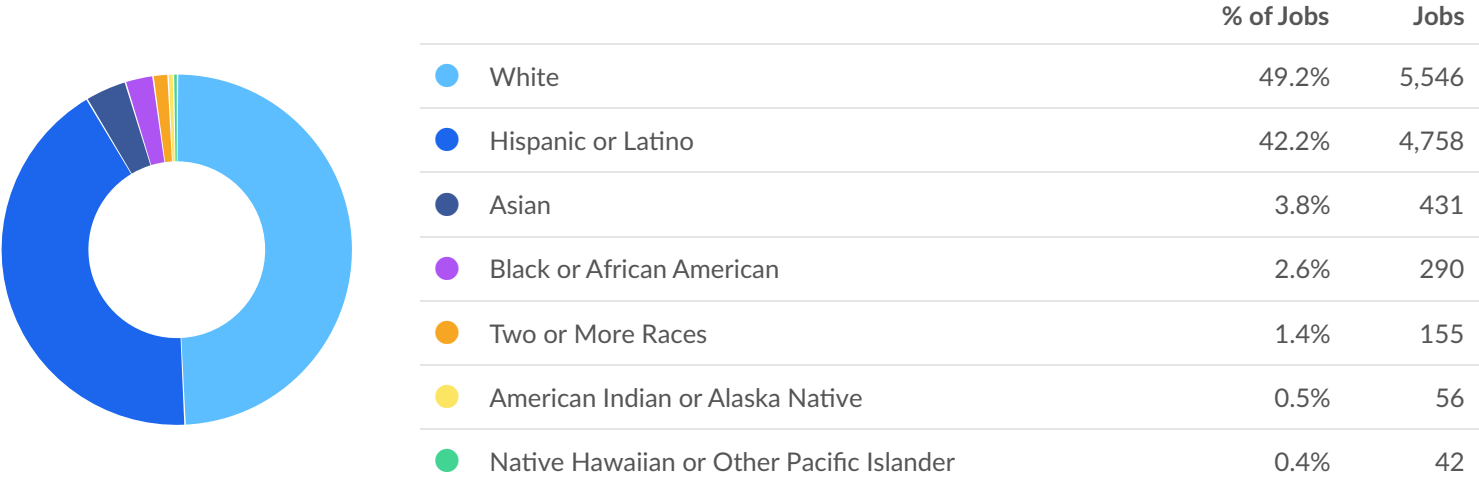


Demographic Details

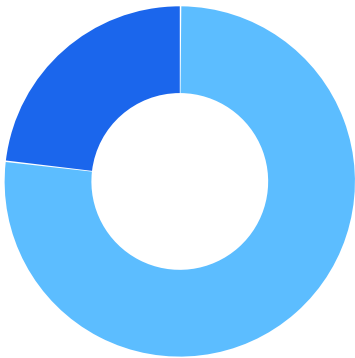
Industry Age Breakdown



Industry Race/Ethnicity Breakdown

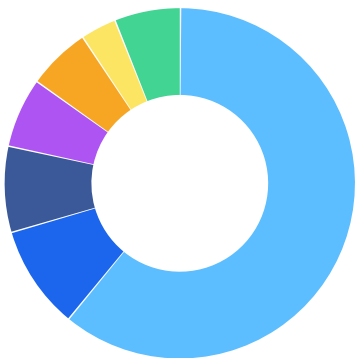


Industry Gender Breakdown



	% of Jobs	Jobs
<div><div></div> Males</div>	76.8%	8,658
<div><div></div> Females</div>	23.2%	2,620

Most Jobs are Found in the Construction and Extraction Occupations Industry Sector



Occupation	% of Industry in Occupation (2024)
<div><div></div> Construction and Extraction Occupations</div>	60.9%
<div><div></div> Office and Administrative Support Occupations</div>	9.6%
<div><div></div> Installation, Maintenance, and Repair Occupations</div>	7.9%
<div><div></div> Management Occupations</div>	6.4%
<div><div></div> Business and Financial Operations Occupations</div>	5.8%
<div><div></div> Transportation and Material Moving Occupations</div>	3.3%
<div><div></div> Other</div>	6.1%

Demand



170 Employers Competing

All employers in the region who posted for this job over the last 12 months.



456 Unique Job Postings

The number of unique postings for this job over the last 12 months.



31 Day Median Duration

Posting duration is 7 days longer than what's typical in the region.

Top Companies	Unique Postings
Lancaster Painting	21 <div></div>
Fred's Painting	10 <div></div>
Rainbow Restoration	10 <div></div>
TONY's PLUMBING SERVICE	10 <div></div>
George Reed	9 <div></div>

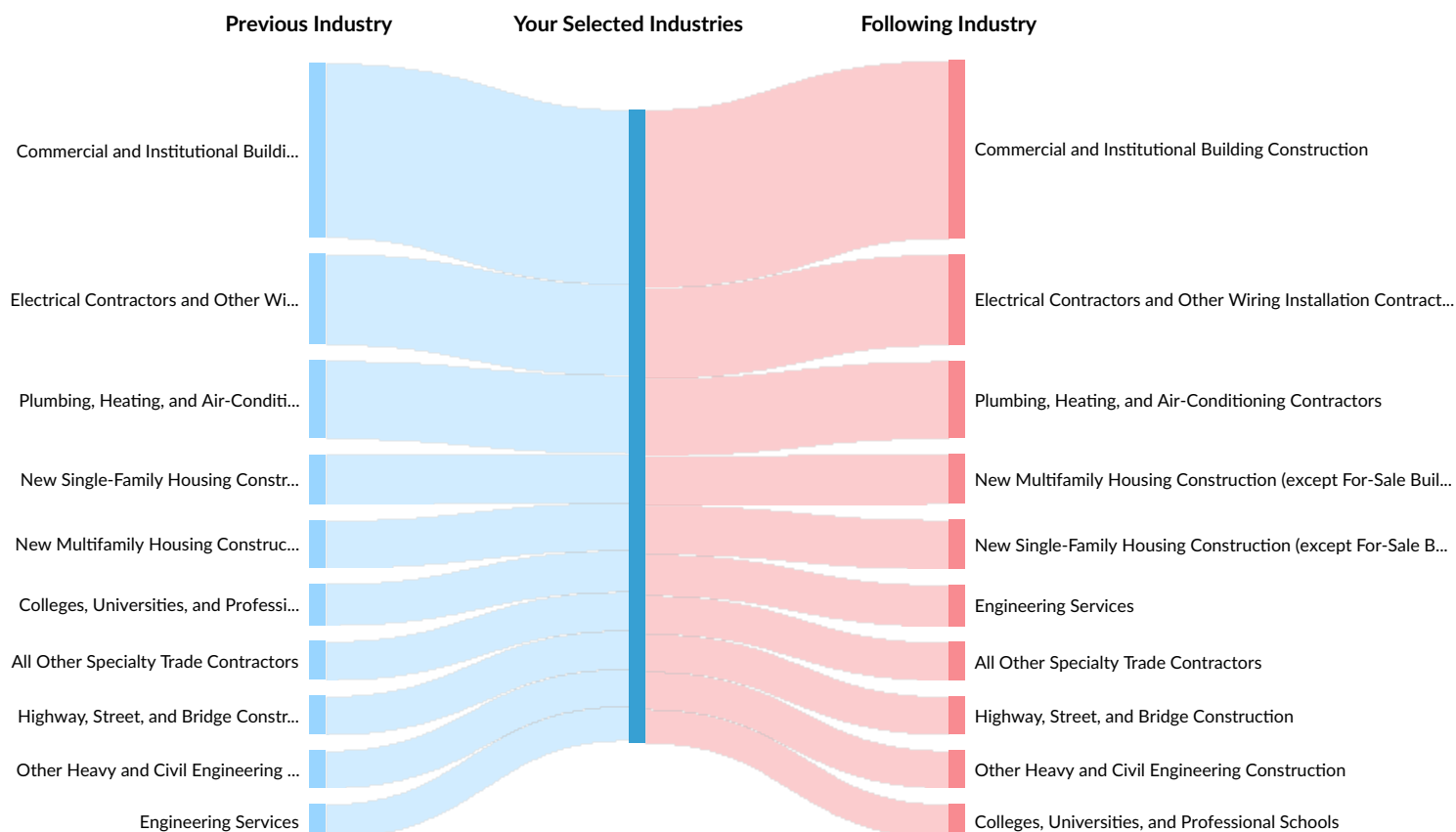
Top Job Titles	Unique Postings
Outside Sales Representatives	8 <div></div>
Appointment Setters	7 <div></div>
Licensed Counselors	6 <div></div>
Administrative Assistants	5 <div></div>
Installers	5 <div></div>

Industry Gain and Drain

The table below analyzes the profiles of current and past people in your selected industries. The left column shows job transitions from other industries to your selected industries. The right column shows job transitions from your selected industries to other industries.

Please note, results are only available at the national level and the 6-digit NAICS level. Also your selection has been limited to 100 industries.

The following represents the job transitions of employees in your selected industries in the United States:



Previous Industries	Transitions
Commercial and Institutional Building Construction	222,940
Electrical Contractors and Other Wiring Installation Contractors	116,013
Plumbing, Heating, and Air-Conditioning Contractors	99,514

Previous Industries	Transitions
New Single-Family Housing Construction (except For-Sale Builders)	63,330
New Multifamily Housing Construction (except For-Sale Builders)	60,693
Colleges, Universities, and Professional Schools	52,763
All Other Specialty Trade Contractors	49,439
Highway, Street, and Bridge Construction	49,073
Other Heavy and Civil Engineering Construction	47,573
Engineering Services	43,679
Residential Remodelers	40,434
Industrial Building Construction	28,017
Power and Communication Line and Related Structures Construction	23,096
Offices of Real Estate Agents and Brokers	22,367
New Housing For-Sale Builders	21,598
Site Preparation Contractors	21,418
Roofing Contractors	21,274
National Security	20,030
Full-Service Restaurants	19,141
All Other Professional, Scientific, and Technical Services	16,819
Water and Sewer Line and Related Structures Construction	16,544
Elementary and Secondary Schools	13,747
Custom Computer Programming Services	13,086
Limited-Service Restaurants	12,851
Poured Concrete Foundation and Structure Contractors	12,611
Commercial Banking	12,581
Land Subdivision	12,134

Previous Industries	Transitions
Oil and Gas Pipeline and Related Structures Construction	11,996
All Other Miscellaneous Retailers	11,702
Employment Placement Agencies	11,569
Drywall and Insulation Contractors	11,380
Administrative Management and General Management Consulting Services	10,796
Insurance Agencies and Brokerages	10,570
Hotels (except Casino Hotels) and Motels	10,309
Software Publishers	10,038
Other Building Equipment Contractors	9,854
Clothing and Clothing Accessories Retailers	9,690
Offices of Lawyers	8,931
Offices of Certified Public Accountants	8,906
Other Foundation, Structure, and Building Exterior Contractors	8,868
General Medical and Surgical Hospitals	8,646
Painting and Wall Covering Contractors	8,580
Computer Systems Design Services	8,463
Architectural Services	8,230
Other Activities Related to Real Estate	8,167
Supermarkets and Other Grocery (except Convenience) Stores	8,156
Lessors of Residential Buildings and Dwellings	7,912
Support Activities for Oil and Gas Operations	7,383
Offices of Physicians (except Mental Health Specialists)	7,306
Residential Property Managers	7,108
Other Management Consulting Services	7,029
Other Computer Related Services	6,935

Previous Industries	Transitions
Department Stores	6,822
Finish Carpentry Contractors	6,764
Wireless Telecommunications Carriers (except Satellite)	6,522
Temporary Help Services	6,441
Security Systems Services (except Locksmiths)	6,435
Other General Government Support	6,245
Flooring Contractors	6,161
All Other Personal Services	5,786
Landscaping Services	5,740
Computing Infrastructure Providers, Data Processing, Web Hosting, and Related Services	5,712
Hardware Retailers	5,692
Marketing Consulting Services	5,406
Electronics and Appliance Retailers	5,226
Structural Steel and Precast Concrete Contractors	5,143
Automobile and Light Duty Motor Vehicle Manufacturing	5,036
Office Administrative Services	4,995
Lessors of Nonresidential Buildings (except Miniwarehouses)	4,962
Couriers and Express Delivery Services	4,951
Portfolio Management and Investment Advice	4,739
Other Building Finishing Contractors	4,690
Religious Organizations	4,494
Other Scientific and Technical Consulting Services	4,468
Masonry Contractors	4,461
Home Centers	4,408
Fitness and Recreational Sports Centers	4,385

Previous Industries	Transitions
Janitorial Services	4,377
Wholesale Trade Agents and Brokers	4,373
Glass and Glazing Contractors	4,371
Junior Colleges	4,338
All Other Support Services	4,308
Framing Contractors	4,305
Commercial and Industrial Machinery and Equipment (except Automotive and Electronic) Repair and Maintenance	4,223
Warehouse Clubs and Supercenters	4,043
Industrial Machinery and Equipment Merchant Wholesalers	4,003
Advertising Agencies	3,842
Offices of Other Holding Companies	3,777
Other Miscellaneous Durable Goods Merchant Wholesalers	3,728
Golf Courses and Country Clubs	3,652
New Car Dealers	3,624
Other Electric Power Generation	3,522
Direct Property and Casualty Insurance Carriers	3,483
General Freight Trucking, Long-Distance, Truckload	3,466
Other Accounting Services	3,361
Sporting Goods Retailers	3,346
Security Guards and Patrol Services	3,320
Beauty Salons	3,293
Electrical Apparatus and Equipment, Wiring Supplies, and Related Equipment Merchant Wholesalers	3,286
Electric Power Distribution	3,212

Following Industries	Transitions
Commercial and Institutional Building Construction	227,240
Electrical Contractors and Other Wiring Installation Contractors	115,794
Plumbing, Heating, and Air-Conditioning Contractors	98,584
New Multifamily Housing Construction (except For-Sale Builders)	63,150
New Single-Family Housing Construction (except For-Sale Builders)	62,658
Engineering Services	52,769
All Other Specialty Trade Contractors	48,851
Highway, Street, and Bridge Construction	48,310
Other Heavy and Civil Engineering Construction	47,917
Colleges, Universities, and Professional Schools	43,382
Residential Remodelers	39,344
Industrial Building Construction	28,656
Power and Communication Line and Related Structures Construction	23,434
Offices of Real Estate Agents and Brokers	23,380
New Housing For-Sale Builders	21,751
Site Preparation Contractors	21,065
Roofing Contractors	20,980
All Other Professional, Scientific, and Technical Services	17,811
Water and Sewer Line and Related Structures Construction	16,727
Custom Computer Programming Services	13,834
Full-Service Restaurants	12,915
All Other Miscellaneous Retailers	12,474
Land Subdivision	12,449
Elementary and Secondary Schools	12,333

Following Industries	Transitions
Administrative Management and General Management Consulting Services	12,078
Poured Concrete Foundation and Structure Contractors	11,950
Oil and Gas Pipeline and Related Structures Construction	11,723
Software Publishers	11,654
Drywall and Insulation Contractors	10,625
Insurance Agencies and Brokerages	10,587
Commercial Banking	10,414
Employment Placement Agencies	10,321
General Medical and Surgical Hospitals	9,846
Other Building Equipment Contractors	9,795
Computer Systems Design Services	9,489
National Security	9,222
Other Foundation, Structure, and Building Exterior Contractors	8,932
Architectural Services	8,340
Painting and Wall Covering Contractors	8,269
Other Activities Related to Real Estate	8,263
Other Management Consulting Services	8,125
Offices of Lawyers	7,863
Lessors of Residential Buildings and Dwellings	7,823
Hotels (except Casino Hotels) and Motels	7,667
Offices of Certified Public Accountants	7,639
Other Computer Related Services	7,621
Limited-Service Restaurants	7,563
Offices of Physicians (except Mental Health Specialists)	7,276
Finish Carpentry Contractors	6,637

Following Industries	Transitions
Other General Government Support	6,504
Residential Property Managers	6,433
Clothing and Clothing Accessories Retailers	6,318
Computing Infrastructure Providers, Data Processing, Web Hosting, and Related Services	6,149
Support Activities for Oil and Gas Operations	6,140
Flooring Contractors	5,862
Portfolio Management and Investment Advice	5,476
All Other Personal Services	5,474
Temporary Help Services	5,469
Office Administrative Services	5,230
Marketing Consulting Services	5,154
Lessors of Nonresidential Buildings (except Miniwarehouses)	5,114
Other Scientific and Technical Consulting Services	5,063
Structural Steel and Precast Concrete Contractors	4,927
Automobile and Light Duty Motor Vehicle Manufacturing	4,927
Supermarkets and Other Grocery (except Convenience) Stores	4,821
Other Electric Power Generation	4,779
Security Systems Services (except Locksmiths)	4,664
Landscaping Services	4,648
Wholesale Trade Agents and Brokers	4,585
Commercial and Industrial Machinery and Equipment (except Automotive and Electronic) Repair and Maintenance	4,545
Other Building Finishing Contractors	4,507
Junior Colleges	4,263
Glass and Glazing Contractors	4,262
All Other Support Services	4,250

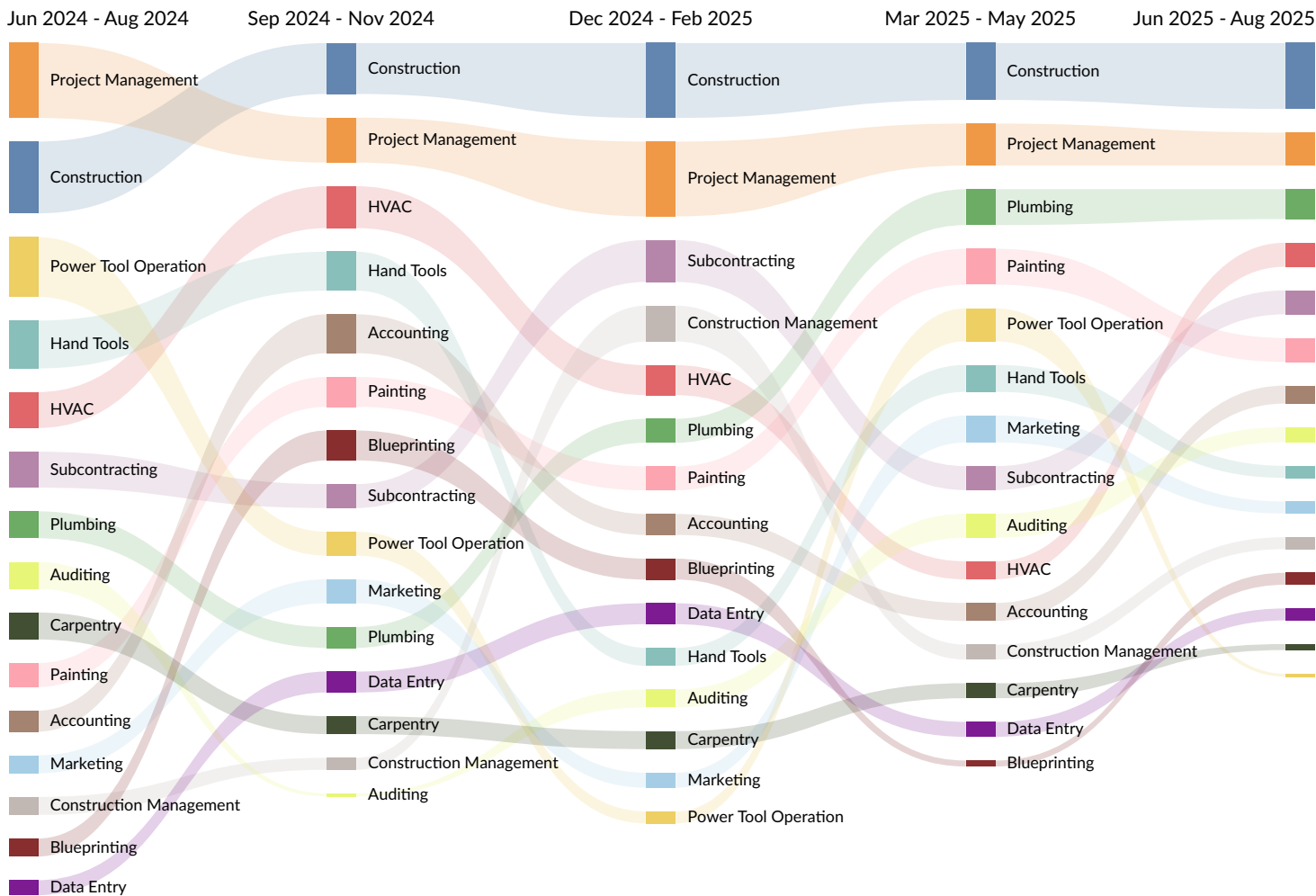
Following Industries	Transitions
Industrial Machinery and Equipment Merchant Wholesalers	4,172
Framing Contractors	4,153
Janitorial Services	4,063
Masonry Contractors	4,062
Electric Power Distribution	3,985
Wireless Telecommunications Carriers (except Satellite)	3,963
Search, Detection, Navigation, Guidance, Aeronautical, and Nautical System and Instrument Manufacturing	3,949
Department Stores	3,874
Offices of Other Holding Companies	3,826
Hardware Retailers	3,715
Religious Organizations	3,675
Research and Development in the Physical, Engineering, and Life Sciences (except Nanotechnology and Biotechnology)	3,654
Couriers and Express Delivery Services	3,628
Electronics and Appliance Retailers	3,607
Advertising Agencies	3,543
Other Miscellaneous Durable Goods Merchant Wholesalers	3,419
Electrical Apparatus and Equipment, Wiring Supplies, and Related Equipment Merchant Wholesalers	3,400
Other Accounting Services	3,398
Beauty Salons	3,247
Solar Electric Power Generation	3,190
Investment Banking and Securities Intermediation	3,186
Direct Property and Casualty Insurance Carriers	3,147
Fitness and Recreational Sports Centers	3,145
All Other Telecommunications	3,051

Following Industries	Transitions
General Freight Trucking, Long-Distance, Truckload	3,016
Web Search Portals and All Other Information Services	2,935

What skills are they posting for?

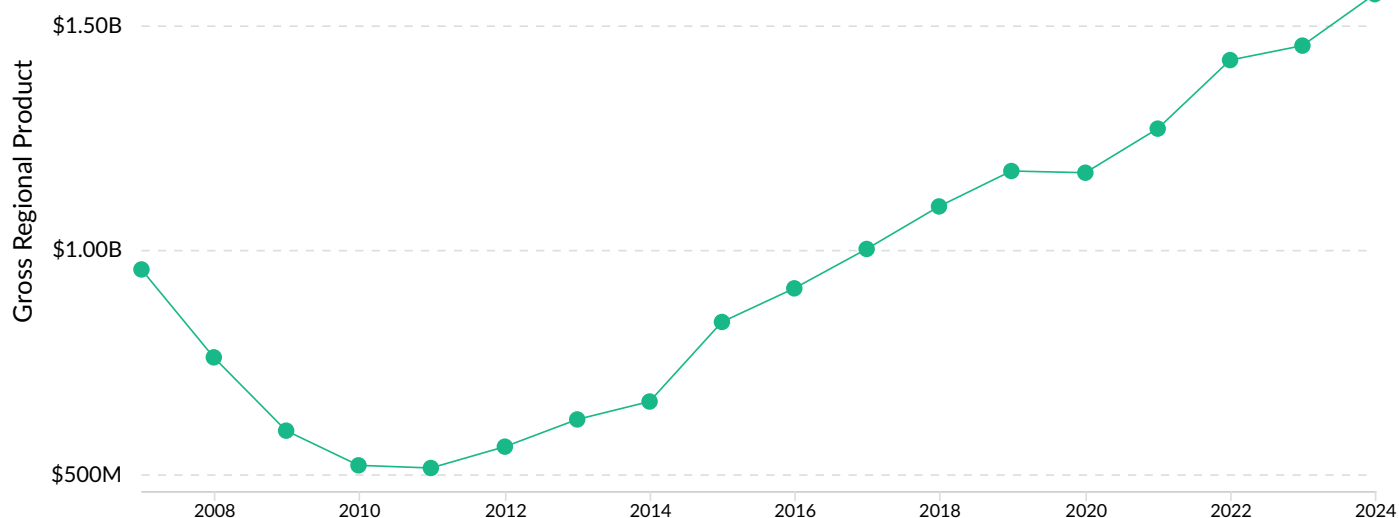
Top 15 Skills for All Job Types Sought by Your Selected Companies by Quarter

Skills help us understand the direction an industry is headed.



Gross Regional Product (GRP)

\$1.2B	\$363.3M	\$22.0M	\$1.6B
Earnings (2024)	Property Income (2024)	Taxes (2024)	Total GRP (2024)



Industry Requirements

Purchases from	In-region Purchases	Imported Purchases	Total Purchases
Ready-Mix Concrete Manufacturing	\$27,728,030	\$16,374,646	\$44,102,675
Home Centers	\$15,235,461	\$27,278,434	\$42,513,895
Engineering Services	\$14,309,778	\$20,941,862	\$35,251,640
Other Building Material Dealers	\$14,739,820	\$17,599,579	\$32,339,399
Corporate, Subsidiary, and Regional Managing Offices	\$10,006,296	\$17,159,352	\$27,165,648