

# TRANSPORTATION & WAREHOUSING

## STANISLAUS COUNTY INDUSTRY REPORT

Published 11.25

### STANISLAUS COUNTY TRANSPORTATION & WAREHOUSING WORKFORCE SNAPSHOT | 2024

# 4.8%

Percent of Stanislaus County's labor force employed in the Transportation & Warehousing Sector (As of 2024)



9,845 Total Employed

# 13.3%



#### Percent of Growth - Historical 5 Years

Transportation & Warehousing Labor Force in Stanislaus County (2019 - 2024)

# 9.0%



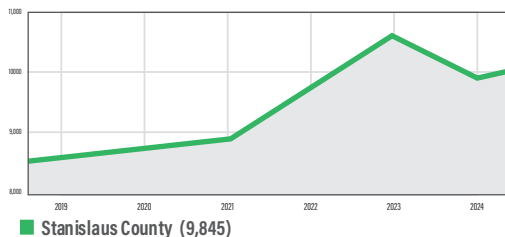
#### Projected Growth - Over 5 Years

Transportation & Warehousing Labor Force in Stanislaus County (2024 - 2029)

### Number of People Employed

Transportation & Warehousing Industry, Stanislaus County  
(Historical 5 Years, 2019 - 2024)

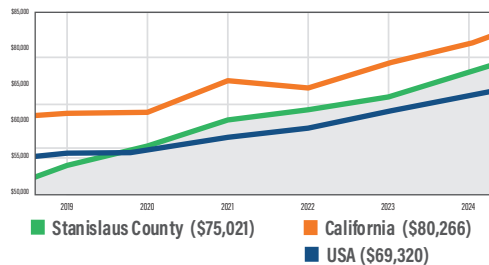
8,689 → 9,845  
2019 2024



### Average Employee Wage

Transportation & Warehousing Industry, Stanislaus County  
(Historical 5 Years, 2019 - 2024)

\$53,433 → \$75,021  
2019 2024



### TOP 10 TRANSPORTATION & WAREHOUSING OCCUPATIONS Ranked By Number of People Employed

	Employed 2024	Median Annual Wage	Projected Employed In 2029
Heavy and Tractor-Trailer Truck Drivers	2,067	\$25.35	2,194
Laborers and Freight, Stock, and Material Movers, Hand	1,458	\$22.23	1,644
Industrial Truck and Tractor Operators	919	\$26.60	1,017
Stockers and Order Fillers	817	\$19.27	926
Light Truck Drivers	392	\$20.56	422
First-Line Supervisors of Transp & Material Moving Workers**	289	\$30.28	322
Packers and Packagers, Hand	232	\$19.21	242
Shipping, Receiving, and Inventory Clerks	230	\$20.91	248
Shuttle Drivers and Chauffeurs	187	\$21.01	186
Dispatchers, Except Police, Fire, and Ambulance	180	\$24.73	181
TOTAL EMPLOYED IN TOP 10 OCCUPATIONS	6,771		7,382

Source: Lightcast™ 2025.3 Data Run, Employment rounded to the nearest whole number. \*\*Except Aircraft Cargo Handling Supervisors  
This program is 100 percent funded by the U.S. Department of Labor's Workforce Innovation and Opportunity Act (WIOA) through awards totaling \$69,227.  
\* Positions with earnings below 200% of the 2024 Lower Standard Income Level (LLSIL for one person: \$19.16 per hour, \$39,860 per year)

### TOP 3 TRANSPORTATION & WAREHOUSING SUBSECTORS Ranked by Number Employed | 2019 - 2029

Subsectors represent all employers classified by North American Industry Classification System to the 6th level.

#### 1. General Warehousing and Storage

Ex: JS West & Companies, Modesto



4,232 Total Employed

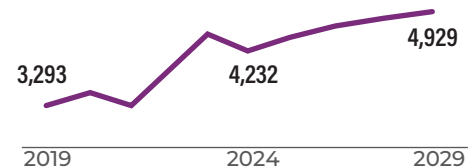
Historical Growth Rate

28.5%



Projected Growth Rate

16.5%



#### 2. General Freight Trucking, Long-Distance, Truckload

Ex: Rocha Transportation, Modesto



851 Total Employed

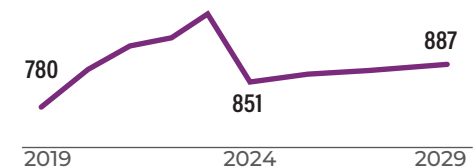
Historical Growth Rate

9.1%



Projected Growth Rate

4.2%



#### 3. General Freight Trucking, Local

Ex: Golden Valley Trucking, Modesto



686 Total Employed

Historical Growth Rate

-11.0%



Projected Growth Rate

-2.8%

