

AGRICULTURE

STANISLAUS COUNTY INDUSTRY REPORT

Published 11.25

STANISLAUS COUNTY AGRICULTURE WORKFORCE SNAPSHOT | 2024

6.1%

Percent of Stanislaus County's labor force employed in the Agriculture sector (As of 2024)



12,611 *Total Employed*

-14.6%



Percent of Growth - Historical 5 Years
Agriculture Labor Force in Stanislaus County (2019 - 2024)

-7.0%

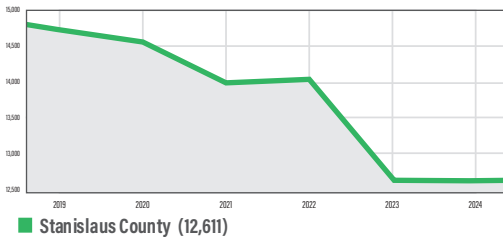


Projected Growth - Over 5 Years
Agriculture Labor Force in Stanislaus County (2024 - 2029)

Number of People Employed

Agriculture Industry, Stanislaus County
(Historical 5 Years, 2019 - 2024)

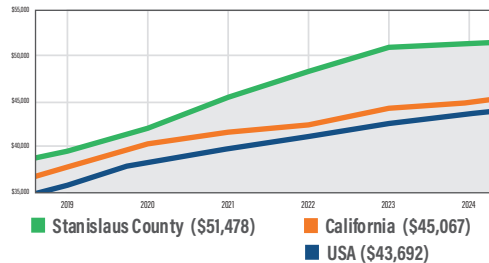
14,769 → 12,611
2019 2024



Average Employee Wage

Agriculture Industry, Stanislaus County
(Historical 5 Years, 2019 - 2024)

\$38,933 → \$51,478
2019 2024



TOP 3 AGRICULTURE SUBSECTORS

Ranked by Number Employed | 2019 - 2029

Subsectors represent all employers classified by North American Industry Classification System to the 6th level.

1. Crop Production

Ex: Duarte Nursery, Hughson



4,187 *Total Employed*

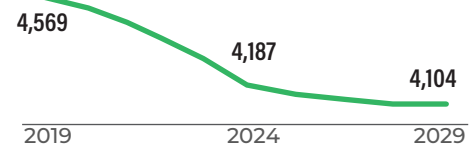
Historical Growth Rate

-8.4%



Projected Growth Rate

-2.0%



2. Farm Labor Contractors & Crew Leaders

Ex: Labor Contractor, Patterson



3,653 *Total Employed*

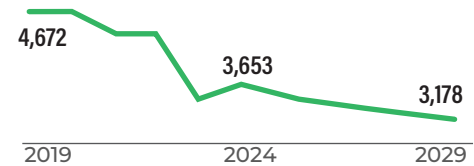
Historical Growth Rate

-21.8%



Projected Growth Rate

-13.0%



3. Animal Production

Ex: Maze Dairy, Modesto



2,296 *Total Employed*

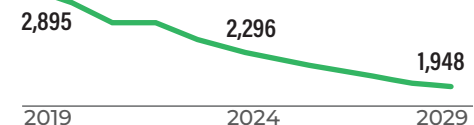
Historical Growth Rate

-20.7%



Projected Growth Rate

-15.1%



TOP 10 AGRICULTURE OCCUPATIONS

Ranked By Number of People Employed

	Employed 2024	Median Annual Wage	Projected Employed In 2029
Farmworkers and Laborers, Crop, Nursery, and Greenhouse	5,416	\$35,500*	4,943
Farmers, Ranchers, and Other Agricultural Managers	1,393	\$41,642	1,308
Farmworkers, Farm, Ranch, and Aquacultural Animals	858	\$35,237*	796
Agricultural Workers, All Other	532	\$38,377*	512
Agricultural Equipment Operators	512	\$38,123*	494
Packers and Packagers, Hand	377	\$39,957	358
First-Line Supervisors of Farming, Fishing, & Forestry Workers	360	\$50,973	343
Graders and Sorters, Agricultural Products	255	\$36,056*	233
Heavy and Tractor-Trailer Truck Drivers	193	\$52,728	185
Laborers and Freight, Stock, and Material Movers, Hand	178	\$46,238	170
TOTAL EMPLOYED IN TOP 10 OCCUPATIONS	10,074		9,342

Source: Lightcast™ 2025.3 Data Run, Employment rounded to the nearest whole number.

This program is 100 percent funded by the U.S. Department of Labor's Workforce Innovation and Opportunity Act (WIOA) through awards totaling \$69,227.

* Positions with earnings below 200% of the 2024 Lower Standard Income Level (LSIL for one person: \$19.16 per hour, \$39,860 per year)

BS-013-25/26

